

STRAFFORD

Metropolitan Planning Organization

FISCAL YEAR 2025 ANNUAL LISTING OF OBLIGATED PROJECTS



December 23, 2025

CONTENTS

PREFACE 1

INTRODUCTION 1

STRAFFORD METROPOLITAN PLANNING ORGANIZATION BACKGROUND 2

PROJECT PLANNING AND FUNDING 4

ANNUAL LISTING OF OBLIGATED PROJECTS REQUIREMENTS 6

THE OBLIGATION REPORT 8

MAP OF FY24 OBLIGATED PROJECTS 9

APPENDIX 1. 2024 OBLIGATED FUNDING REPORT..... 10

APPENDIX 2. FY 2024 FUNDS OBLIGATED TO REGIONAL TRANSIT PROVIDERS..... 14

PREFACE

The Annual Listing of Obligated Projects provides transparency for federal transportation expenditures. The Federal Highway Administration (FHWA) and Federal Transit Administration (FTA) require Metropolitan Planning Organizations (MPOs) to publish a report on federal funds spent on transportation projects in the past preceding federal fiscal year.

The federal fiscal year runs from October 1 to September 30. The Annual Listing of Obligated Projects must be published within 90 days after the close of the federal fiscal year (i.e., by December 30). The FHWA and FTA fund the preparation of the Annual Listing of Obligated Projects.

If you have questions or comments, please contact Colin Lentz, Principal Transportation Planner: clentz@strafford.org (603) 994-3500 x 102.

Strafford Regional Planning Commission
150 Wakefield Street, Ste. 12
Rochester, New Hampshire 03867

INTRODUCTION

Every day, the Strafford Region's transportation system safely, efficiently, and reliably moves people and goods to destinations within and beyond the region. The transportation system comprises all the facilities and services that enable residents to get from home to work, freight to arrive at its destination, businesses to access markets, and visitors to experience New Hampshire's many attractions.

The Strafford Metropolitan Planning Organization (Strafford MPO) is designated under federal law (23 CFR 450). The purpose of a metropolitan planning organization is *"to carry out a continuing, cooperative, and comprehensive multimodal transportation planning process, including the development of a metropolitan transportation plan and a transportation improvement program (TIP), that encourages and promotes the safe and efficient development, management, and operation of surface transportation systems to serve the mobility needs of people and freight (including accessible pedestrian walkways and bicycle transportation facilities) and foster economic growth and development, while minimizing transportation-related fuel consumption and air pollution."* (23 CFR 450.300a)

One of Strafford MPO's duties is to monitor and report on federal funds dedicated to transportation projects in the Strafford Region. The Annual Listing of Obligated Projects is required by the Federal Highway Administration (FHWA) and the

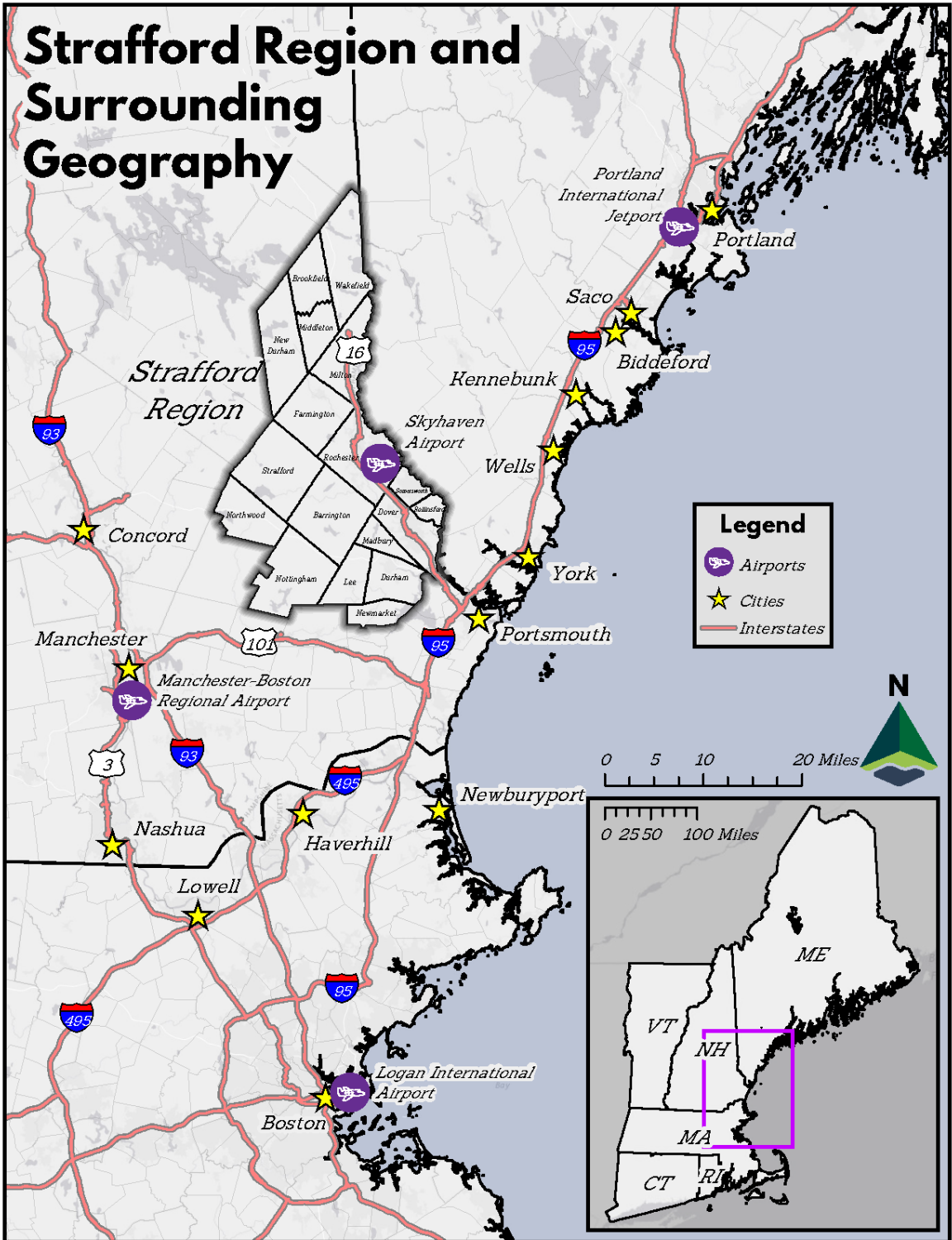
Federal Transit Administration (FTA) to track federal funding for regional projects and public transportation providers.

On November 15, 2021, President Biden signed the Infrastructure Investment and Jobs Act (IIJA) (Public Law 117-58, also known as the “Bipartisan Infrastructure Law”) into law. The Bipartisan Infrastructure Law is the largest long-term investment in our infrastructure and economy in the nation’s history. It provides \$550 billion over fiscal years 2022 through 2026 in new federal investment in infrastructure, including roads, bridges, public transit, water infrastructure, broadband, and resiliency efforts. This latest transportation act authorizes funding to meet national surface transportation needs through early 2022.

STRAFFORD METROPOLITAN PLANNING ORGANIZATION BACKGROUND

Strafford MPO is responsible for regional planning for 18 cities and towns in Strafford County and portions of Rockingham and Carroll counties. The region is located in southeastern New Hampshire along the Great Bay and borders Maine on the Salmon Falls River to the east. Communities in the Strafford MPO are generally in commuting distance from New Hampshire’s largest city, Manchester, its capital, Concord, as well as Portland, Maine and Boston, Massachusetts.

Communities in the Strafford Region					
Barrington	Durham	Madbury	New Durham	Nottingham	Somersworth
Brookfield	Farmington	Middleton	Newmarket	Rochester	Strafford
Dover	Lee	Milton	Northwood	Rollinsford	Wakefield



PROJECT PLANNING AND FUNDING

New Hampshire's four MPOs follow a thorough planning process to secure federal funding for projects. This process includes the development and maintenance of several planning documents that have specific time horizons: the Strafford Region's short-range (4-year) transportation plan, known as the Transportation Improvement Program (TIP); the Statewide Ten Year Transportation Improvement Plan (TYP or Ten Year Plan); and the 20-year Metropolitan Transportation Plan. Projects in the TIP and the Ten Year Plan are developed in coordination with municipalities, transit agencies, and NHDOT.

Programmed Funding vs. Obligated Funding:

- Programmed funding implies an eventual commitment of funding to support a project.
- Obligated funding is a formal commitment of a specific amount of funding for a project.

The Strafford MPO Metropolitan Transportation Plan includes the following information:

- A regional vision for transportation infrastructure for a 20-year planning horizon.
- Conceptual strategies for achieving regional transportation goals.
- Transportation projects in the short-, mid-, and long-range planning stages.
- The relationship of current and proposed projects to transportation performance goals.
- A comparison of the estimated costs to implement projects on the list with the revenues anticipated to be available to the region.

New Hampshire's Ten Year Plan is a list of all transportation projects and funding programs in New Hampshire for the next ten years. Projects on this list are ranked using a standardized methodology to assess their feasibility, cost, and importance to the state.

The Ten Year Plan Includes the following:

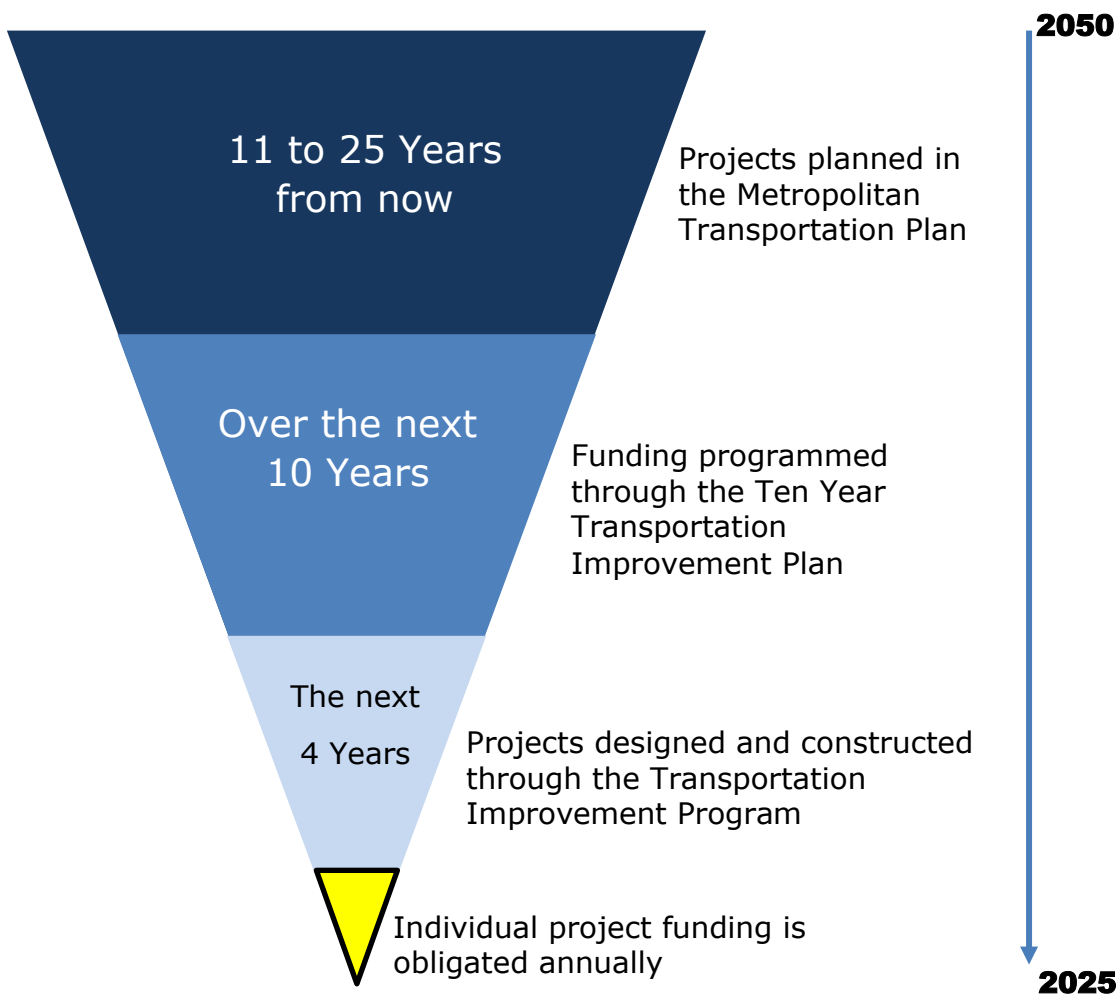
- A List of projects planned statewide over 10 years.
- Estimated project costs.
- Revenue projections and known funding sources.
- General project scopes and estimated timing of phases.

The TIP is a federally required document that summarizes programmed funding for transportation improvement projects. Each state maintains a corresponding Statewide Transportation Improvement Program (STIP) that includes all transportation improvement projects in the state. The projects in Strafford MPO's TIP have been thoroughly vetted, and the TIP shows their dedicated funding sources. Projects listed in the TIP are either already being constructed

or will likely begin construction during the four-year period covered by the plan. The TIP the following information for each project:

- A clearly defined scope of work.
- Detailed project phasing information (specific fiscal years for planning, preliminary engineering, right of way, and construction).
- Specific funding amounts for each project phase.

PROJECT PLANNING, DEVELOPMENT, AND IMPLEMENTATION PROCESS



Funds programmed for projects in the TIP must be *obligated* before implementation of the project can begin. An *obligation* is a formal commitment to provide a specified amount of money for a project. Obligated funds are different from *programmed* funds; programming implies only the eventual commitment of dollars.

Funds for FTA projects are obligated when the FTA grant is awarded (usually annually). Funds for FHWA projects are obligated when the state and the party responsible for administering the project sign a formal project agreement. The obligation of funding marks the transition from initial planning to implementation of a project. The obligated FTA or FHWA funds may not cover the total cost of a project, however. *Some* projects rely on multiple funding federal, state, or local sources.

ANNUAL LISTING OF OBLIGATED PROJECTS REQUIREMENTS

Federal regulations require MPOs to publish a list of obligated projects within 90 days after the end the federal fiscal year, which runs from October 1 to the following September 30.

The Cooperative Alliance for Seacoast Transportation (COAST), the University of New Hampshire's Wildcat Transit, and NHDOT provide the New Hampshire MPOs with lists of the federal *obligations* made in the preceding year. The information is critical to our compiling a list of obligated projects.

This document fulfills Strafford MPO's requirement under **23 CFR 450.334 Annual listing of obligated projects:**

- (a) *In metropolitan planning areas, on an annual basis, no later than 90 calendar days following the end of the program year, the State, public transportation operator(s), and the MPO shall cooperatively develop a listing of projects (including investments in pedestrian walkways and bicycle transportation facilities) for which funds under 23 U.S.C. or 49 U.S.C. Chapter 53 were obligated in the preceding program year.*

- (b) *The listing shall be prepared in accordance with § 450.314(a) and shall include all federally funded projects authorized or revised to increase obligations in the preceding program year, and shall at a minimum include the TIP information under § 450.324(g)(1) and (4) and identify, for each project, the amount of Federal funds requested in the*

TIP, the Federal funding that was obligated during the preceding year, and the Federal funding remaining and available for subsequent years.

The minimum project information that must be included in the Annual Listing of Obligated Projects according to the regulations above is as follows:

- Location of the project (Municipality, Route/Road).
- Scope of work for the project.
- Responsible agency for the project (the entity responsible for administering the project).
- Obligated level of funding in the previous federal fiscal year by project.
- Actual obligated funding level for the project for the relevant federal fiscal year.
- Total amount of funding that has been obligated to the project.
- Funding program being used to implement the project.

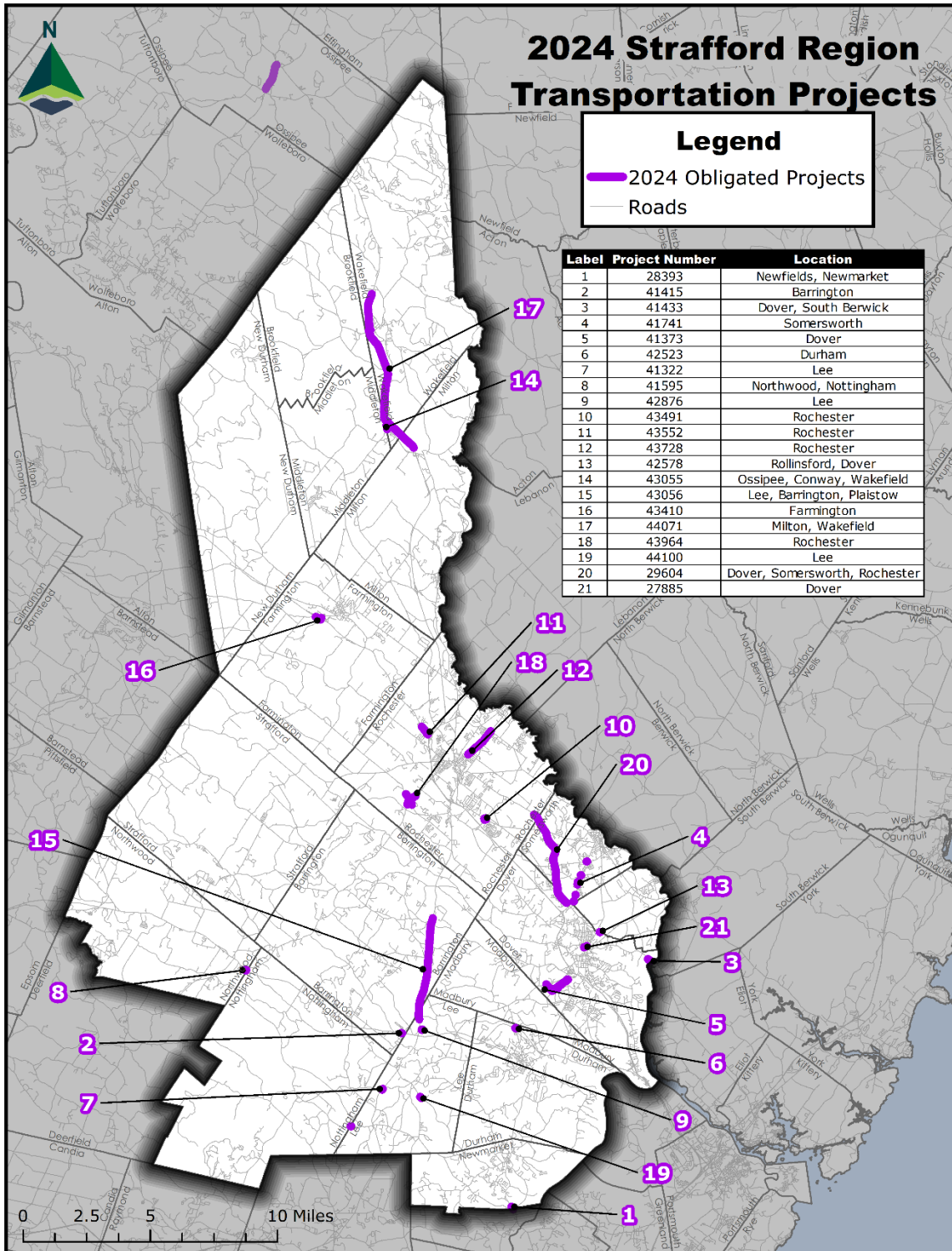
THE OBLIGATION REPORT

Reading the Obligation Report	
Project Number	State identification number associated with the project
Municipality	Municipality or region for which the project is planned
Route/Road	The route or road on which the project takes place
Scope/Summary	Project details regarding construction, project boundaries, and project purpose
FY2023 Obligated	Net federal funding obligated to a project for the relevant fiscal year*
FY2024 Obligated	Net federal funding obligated to a project for the relevant fiscal year*
FY2025 Obligated	Net federal funding obligated to a project for the relevant fiscal year*
Total Obligated to-Date	The total funding obligated to the project through the current fiscal year
Funding Source(s)	Funding sources being used (different funding sources may support individual project phases)

Table 2 of Appendix 1 includes information on statewide funding programs known as “programmatics”. Programmatics are large funds that support large-scale projects comprising the whole state, such as highway paving and bridge work. The scale of most of these programs makes it difficult to identify specific amounts invested only in the Strafford Region. Table 2 focuses on specific projects that utilize funds from statewide programmatics and have a clear objective identified for the Strafford Region.

The tables in Appendix 2 show obligated funding from 2023 for public transit in the Strafford Region. Public transit is generally funded on an annual or biennial basis based on allocations from the Federal Transit Administration (FTA).

MAP OF FY25 OBLIGATED PROJECTS



APPENDIX 1. 2025 OBLIGATED FUNDING REPORT

Table 1. Regional and Local Projects

Project Number	Municipality	Route/Road	Scope/Summary	FY2023 Federal Obligated	FY2024 Federal Obligated	FY2025 Federal Obligated	Total Obligated to Date	Funding Source(s)
41415	Barrington	US 4	Address the US 4 red list bridge over Oyster River and a culvert west of Topaz Drive in Barrington.	\$115,500	No FY24 obligations	\$110,000	\$700,150	Culvert Replacement Program; STP-5 to 200k; Toll Credit
41373	Dover	Dover Community Trail	Construct multi-use path from Knox Marsh Road to Bellamy Road.	No FY23 obligations	\$17,264	No FY25 obligations	\$55,664	Transportation Alternatives
27885	Dover	Central Avenue/ Chestnut Street/ Third Street	Pan Am Railways reconstruct railway-highway crossing, roadway approaches, and protective devices.	No FY23 obligations	No FY24 obligations	No FY25 obligations	\$79,220	Railroad Crossings
41433	Dover, NH - South Berwick, ME	Gulf Road	Address red list bridge carrying Gulf Road over Salmon Falls River between Dover and South Berwick (Br. No. 182/123).	No FY23 obligations	\$56,540	No FY25 obligations	\$166,540	Bridge-Tier 3-4 Rehab
29604	Dover- Somersworth- Rochester	NH 108	Complete Streets improvements from Week's Crossing in Dover to Innovation Drive in Rochester.	No FY23 obligations	No FY24 obligations	No FY25 obligations	\$3,687,750	STP-State Flexible, Toll Credit

Table 1. Regional and Local Projects

Project Number	Municipality	Route/Road	Scope/Summary	FY2023 Federal Obligated	FY2024 Federal Obligated	FY2025 Federal Obligated	Total Obligated to Date	Funding Source(s)
42523	Durham	US 4/ Madbury Road	Implement intersection safety improvements.	\$55,000	No FY24 obligations	No FY25 obligations	\$478,500	Highway Safety Improvement Program
41322	Lee	NH 125	Bridge replacement of culvert carrying NH 125 over Little River (Br. No. 073/084).	\$330,000	\$192,500	\$7,054,906	\$8,072,406	STP-State Flexible
44100	Lee	NH 152; Lee Hook Road	Preservation efforts on two bridges: Lee Hook Road over Lamprey Riv. and NH 152 over North Riv.	\$77,000	No FY24 obligations	No FY25 obligations	\$77,000	State and municipal funds
11238S	Newington-Dover	NH16	Remove the superstructure of the existing General Sullivan Bridge	Turnpike Only	Turnpike Only	\$11,069,394	\$11,069,394	National Hwy Perf., Toll Credit
41595	Northwood-Nottingham	US 4/NH 152	Intersection safety improvements to US 4 and NH 152 intersection.	\$298,753	No FY24 obligations	No FY25 obligations	\$298,753	National Highway System, Toll Credit
44408	Rochester	NH125	Address State Red List Bridge carrying NH 125 of Isinglass River (Br. No. 206/110)	No FY23 obligation	No FY24 obligations	\$798,490	\$1,596,980	National Hwy Perf., Toll Credit

Table 1. Regional and Local Projects

Project Number	Municipality	Route/Road	Scope/Summary	FY2023 Federal Obligated	FY2024 Federal Obligated	FY2025 Federal Obligated	Total Obligated to Date	Funding Source(s)
43552	Rochester	NH 11	Widen 3,450' from north of NH 16/Spaulding Tpke. ramp to Toyota entrance; add signal and sidewalk.	\$203,200	\$161,485	\$23,632	\$388,317	STBG-Urban Areas 50k to 200k; Towns
43728	Rochester	Portland Street	Construction of 6,400' new ADA-compliant sidewalk from Chamberlain Street to Salmon Falls Road.	\$32,896	No FY24 obligations	No FY25 obligations	\$32,896	TAP
42578	Rollinsford-Dover	Oak Street	Address Red List bridge (069/046) carrying Oak Street over PAR between Rollinsford and Dover.	No FY23 obligations	\$385,000	\$171,105	\$669,185	Bridge-Tier 3-4 Rehab
Total FY2025 Obligations						\$19,214,622	\$27,372,755	

Table 2. FY 2025 “Child” Projects in Statewide Programs

Project Number	Project Name	Route/Road	Scope/Summary	FY2025 Federal Obligated	Funding Source
16402	Barrington	US4	Route 4 Culvert replacement just west of Topaz Drive	\$198,000	Culvert Replacement
41373	Dover	NA	Construct multi-use path from Knox Marsh Rd. to Bellamy Rd.	\$20,000	Transportation Alternatives
42523	Durham	US4	Implement intersection safety improvements	\$93,500	Highway Safety Improvement
43728	Rochester	Portland St	Construct new ADA compliant sidewalk along Portland St from Prospect Street to Salmon Falls	\$24,000	Transportation Alternatives
43927	Somersworth - Rochester - Barrington	Various	"Pavement preservation project to keep the sections of roadway in pavement preservation mode.	\$688,170	Tier 2 paving
43965	Barrington	NH125	Safety improvements at the intersection of NH 125 and Beauty Hill Rd	\$110,000	Highway Safety Improvement
44992	Milton-Wakefield-Ossipee	Various	Construct permanent grooved durable polyurea pavement markings on NH16 from Milton to Ossipee	\$579,073	Highway Safety Improvement
Total FY2025 Obligations				\$1,712,743	

APPENDIX 2. FY 2025 FUNDS OBLIGATED TO REGIONAL TRANSIT PROVIDERS

Transit Provider	Source of Funds	Application of Funds	Notes	Federal funds awarded as of 9/30/2025	Total funds obligated as of 9/30/2024
UNH Wildcat	ARP - 5307 Operating Assistance"	ARP: Transit Services. Paying partial salary for 5 - 76% positions for 5 years using 100% federal	In progress. Estimated Completion 6/30/29	\$504,980	\$211,964
UNH Wildcat	5339 Bus & Bus Facilities	Phase 1: UNH CNG Equipment Upgrades	In progress. Estimated Completion 9/30/26	\$787,500	\$406,170
UNH Wildcat	5339 Bus & Bus Facilities	Phase 2: Electrification Infrastructure	In progress Estimated Completion 12/31/28	\$527,709	\$4,753
UNH Wildcat	5339 Bus & Bus Facilities	Phase 3: Electrification Transit Fleet Procurement	In progress	\$2,213,791	\$0
UNH Wildcat	2024 5307 Boston UZA FFY2019	Fleet Procurement (3 low floor CNG)	Executed 8/19/24. Scheduled Spring 2026 bus delivery	\$1,811,080	\$0
UNH Wildcat	FFY 2023 (SFY24) 5339 Bus Capital Fleet Replacement	Fleet Procurement	Bus delivery expected in Q4 FFY 27	\$2,481,000	\$0
			Totals	\$8,326,060	\$622,887

Table 4. Cooperate Alliance for Seacoast Transportation FY25 Federal Obligated Funds

FTA Grant Number	Application of Funds	Status as of 9/30/2025	Funding Levels		
			FY2025 Federal Obligated	Local Match	Total
NH-2020-002-01	Short Range Transit Planning	Open	\$112,000	\$28,000	\$140,000
	Operating Assistance		\$915,000	\$915,000	\$1,830,000
	CMAQ Operating		\$950,000	\$237,500	\$1,187,500
	Other Capital Items (Bus)		\$2,085,129	\$521,283	\$2,606,412
	Bus - Rolling Stock		\$1,520,000	\$380,000	\$1,900,000
	Bus - Support Equip. & Facilities		\$24,060	\$6,015	\$30,075
	ER Funds for Direct COVID-19		\$407,656	\$-	\$407,656
		Subtotal	\$6,013,845	\$2,087,798	\$8,101,643
NH-2021-012-03	Preventative Maintenance	Open	\$2,318,795	\$579,699	\$2,898,494
	Operating Assistance (50%)		\$2,632,877	\$2,632,877	\$5,265,754
	ADA Operating Assistance (80%)		\$191,135	\$47,784	\$238,919
	Mobility Management (80%)		\$65,215	\$16,304	\$81,519
	CMAQ Operating (80%)		\$1,200,000	\$300,000	\$1,500,000
	Bus - Rolling Stock		\$549,149	\$102,040	\$651,189
	Bus - Stations/Stops/Terminals		\$104,000	\$26,000	\$130,000
	Bus - Support Equip. & Facilities		\$568,652	\$142,163	\$710,815
		Subtotal	\$7,629,823	\$3,846,866	\$11,476,689

Table 4. Cooperate Alliance for Seacoast Transportation FY25 Federal Obligated Funds

FTA Grant Number	Application of Funds	Status as of 9/30/2025	Funding Levels		
			FY2025 Federal Obligated	Local Match	Total
NH-2022-015-02	ADA Operating Assistance (80%)	Open	\$678,549	\$169,637	\$848,186
	CMAQ Operating (80%)		\$2,400,000	\$600,000	\$3,000,000
	Bus - Rolling Stock		\$493,000	\$87,000	\$580,000
	Support Vehicle		\$28,000	\$7,000	\$35,000
	Bus - Rolling Stock		\$139,039	\$24,537	\$163,576
	Planning		\$20,000	\$5,000	\$25,000
		Subtotal	\$3,758,588	\$893,174	\$4,651,762
NH-2022-016-01	Eng/Design	Open	\$882,097	\$220,524	\$1,102,621
	Construct - Misc Equipment		\$50,000	\$12,500	\$62,500
	Construct - Facility		\$1,519,503	\$379,876	\$1,899,379
		Subtotal	\$2,451,600	\$612,900	\$3,064,500
NH-2024-002	OMA Building CDS	Open	\$2,000,000	\$500,000	\$2,500,000
	OMA Building 5339(b)		\$7,736,284	\$1,934,071	\$9,670,355
		Subtotal	\$9,736,284	\$2,434,071	\$12,170,355
NH-2024-004	Bus - Rolling Stock	Open	\$1,974,935	\$348,519	\$2,323,454
		Subtotal	\$1,974,935	\$348,519	\$2,323,454

Table 4. Cooperate Alliance for Seacoast Transportation FY25 Federal Obligated Funds

FTA Grant Number	Application of Funds	Status as of 9/30/2025	Funding Levels		
			FY2025 Federal Obligated	Local Match	Total
NH-2025-002	Operating Assistance	Open	\$1,699,222	\$1,699,222	\$3,398,444
	Subtotal		\$1,699,222	\$1,699,222	\$3,398,444
NH-2025-004	Bus - Rolling Stock	Open	\$693,473	\$122,378	\$815,851
	Subtotal		\$693,473	\$122,378	\$815,851
NH-2025-007	Bus Support Equip & Facilities	Open	\$ 121,628	\$ 30,407	\$ 152,035
	Operating Assistance		\$ 1,900,000	\$1,900,000	\$ 3,800,000
	Other Capital Items (bus)		\$ 580,000	\$ 145,000	\$ 725,000
Subtotal		\$2,601,628	\$2,075,407	\$4,677,035	

Table 4. Cooperate Alliance for Seacoast Transportation FY25 Federal Obligated Funds

	Application of Funds	Status as of 9/30/2025	Funding Levels		
			FY2025 Federal Obligated	Local Match	Total
(All Grants by Funding Use)	Operating Assistance	Open	\$12,566,783	\$8,202,020	\$19,568,803
	Bus Capital Purchases and Maintenance		\$11,067,860	\$2,458,634	\$13,404,866
	Facilities Capital Maintenance & Equipment		\$12,187,884	\$3,046,971	\$15,234,855
	Planning		\$132,000	\$33,000	\$165,000
	Emergency COVID Relief Funding		\$407,656	\$-	\$407,656
	Mobility Management		\$65,215	\$16,304	\$81,519
	FY24 Grand Total Obligations			\$36,427,398	\$13,756,929