

SRPC EXECUTIVE COMMITTEE MEETING

May 15, 2026

8:00 a.m. to 9:00 a.m.

Hybrid Meeting (Conference Rm 1A & via Teams)

In accordance with RSA 91:A, the Commission requires an in-person quorum. So long as an in-person quorum, Commissioners may participate virtually. Guests may attend the meeting virtually or at the SRPC Office. All participants, both in-person and virtual, can communicate contemporaneously.

Microsoft Teams Meeting

Join: <https://teams.microsoft.com/meet/21331976123125?p=Yvqh2IbjfcGczubL0F>

Meeting ID: 213 319 761 231 25

Passcode: n2mP2zT2

These instructions have also been provided at www.straffordrpcnh.gov. If anybody is unable to access the meeting, please email mtaylorfetter@straffordrpcnh.gov or call 603-994-3500 (x115).

Agenda Item	Time	Notes
1) Welcome and Introductions	8:00-8:05	N/A
2) Non-Public Session per NH RSA 91-A:3, II(a)	8:05-8:15	
3) Action Items a) April 17, 2026 Minutes b) Acceptance of the Draft March Financials	8:15-8:30	See enclosed memo and attachments.
4) Updates and Discussion Items a) FY2027 Salary Schedule b) FY2027 Budget c) Awards, Contracts, and General Business d) May TIP Minors	8:30-8:55	See enclosed memo and attachments.
5) Other Business	8:55-9:00	N/A
6) Adjourn	9:00	N/A

Reasonable accommodations for people with disabilities are available upon request. Include a detailed description of the accommodation you will need along with your contact info. Please make your request as early as possible; allowing at least 5 days advance notice. Last-minute requests will be accepted but may be impossible to fill. Please call (603) 994-3500 x115 or email: info@straffordrpcnh.gov



RULES OF PROCEDURE

*Strafford Regional Planning Commission
Strafford Metropolitan Planning Organization, and
Strafford Economic Development District*

Meeting Etiquette

Be present at the scheduled start of the meeting.

Be respectful of the views of others.

Ensure that only one person talks at a time. Raising your hand to be recognized by the chair or facilitator is good practice.

Do not interrupt others or start talking before someone finishes.

Do not engage in cross talk.

Avoid individual discussions in small groups during the meeting. When one person speaks, others should listen.

Active participation is encouraged from all members.

When speaking, participants should adhere to topics of discussion directly related to agenda items.

When speaking, individuals should be brief and concise when speaking.

The Strafford Regional Planning Commission & Metropolitan Planning Organization holds both public meetings and public hearings.

For public meetings, guests are welcome to observe, but should follow proper meeting etiquette allowing the meeting to proceed uninterrupted. Members of the public who wish to be involved and heard should use venues such as Citizen Forum, Public Hearings, Public Comment Periods, outreach events, seminars, workshops, listening sessions, etc.



DATE: May 8, 2026
TO: Executive Committee Members
FROM: Jen Czysz, Executive Director
RE: Director's Report for the May 15, 2026 Meeting

2. Non Public Session: RSA 91-A:3, II(a) - *The dismissal, promotion, or compensation of any public employee or the disciplining of such employee, or the investigation of any charges against him or her, unless the employee affected (1) has a right to a public meeting, and (2) requests that the meeting be open, in which case the request shall be granted.*

3a. April 17, 2026 Minutes - Refer to enclosure. Non-Public Minutes from the February meeting will be provided separately to committee members.

3b. Accept the Draft March Financials (enclosures)

Balance Sheet: At the end of March our bank register balances were bolstered by a few new awards that issue payment in advance. These funds have been deposited in the savings account. Within the checking account, actual balances were higher given the timing of transactions and through strategically holding contractor checks pending reimbursements. The checking actual balances was \$139,350 on March 31. We have continued to be able to operate without utilizing the line of credit.

Accounts Receivable: Of the \$286,759 due at the end of March, \$156,290 was the current month's billing. \$140,644 was received in April and May this includes some of the current month's billing. All accounts with lingering past due amounts are caught up.

Profit and Loss and Income by Customer: March was an ideal month with a profit of \$15,689, a significant improvement. Obviously the goal will be to continue this trend. April will be tighter however as we had both Kathy and Vickie working together for the full month. They are predominantly indirect funded, so costs will be up without counter balancing billable revenue. Year to date is still struggling at a loss of \$73,680.

4a. FY2027 Salary Schedule

Please refer to the enclosed draft of the FY2027 salary schedule. Highlighted in this document are some points of discussion for how we treat the circuit rider contracts. A weighted average of current staff and budgets would require a \$10/hour increase in the billable rates to break even across all 5 contracts if we were to keep a flat rate. I've provided some alternatives for discussion.

4b. Draft FY2027 Budget

The draft budget is looking better. There are a few items on the revenue side that are speculative, but strong possibilities. I have been conservative in estimating speculative items with the recognition that should one of these not come to fruition, we always have unexpected new funding opportunities arise each year.



4c. Awards, Contracts and General Business Update

Refer to enclosures.

4d. May Minors

Will be sent out next week.

NEXT MEETING: May 15, 2026 8 AM. – 9:00 A.M.

SRPC EXECUTIVE COMMITTEE MEETING

April 17, 2026

8:00 a.m. to 9:00 a.m.

Hybrid Meeting (Conference Rm 1A & via Zoom)

Agenda Item

1. Welcome and Introductions

Present: Paul Rasmussen, Durham; Joe Boudreau, Rochester; Mark Richardson, Somersworth; Michael Bobinsky, Somersworth; Matthew Towne, Barrington; Steve Stancel, Wakefield; Katrin Kasper, Lee.

P. Rasmussen motioned to appoint Katrin Kasper as an alternate to the Executive Committee. With a second by J. Boudreau and a unanimous vote in favor, the motion passed.

2. Non-Public Session per NH RSA 91-A:3, II(a)

At 8:05 AM, J. Boudreau motioned to enter into non-public session. The motion was seconded by M. Richardson and passed with a unanimous vote in favor.

At 8:25 a.m., P. Rasmussen moved to exit non-public session. The motion was seconded by M. Richardson and passed with a unanimous vote in favor.

K. Kasper motioned to seal the minutes of the non-public session. The motion was seconded by J. Boudreau and passed with a unanimous vote in favor.

3. Action Items

a. March 20, 2026 Minutes

M. Bobinsky motioned to approve the March 20, 2026 minutes. The motion was seconded by S. Stancel and passed with a unanimous vote in favor.

b. Acceptance of the Draft February Financials

J. Czysz reviewed the draft February financials:

Balance Sheet: At the end of February our bank register balances were low, however, actual balances were higher given the timing of transactions and through strategically holding contractor checks pending reimbursements. The checking and savings total actual balances were \$97,981.21 and \$1,022 on February 28. We have continued to be able to operate without utilizing the line of credit.

Accounts Receivable: Of the \$285,674 due at the end of February, \$178,630 was the current month's billing. \$92,015 was received in March leaving a past due balance of \$15,028. The largest share of this past due balance is attributable to delayed payments from the City of Dover for its Hazard Mitigation Plan. The funds for these outstanding invoices were received in April.



Profit and Loss and Income by Customer: February marked an improvement with the month essentially breaking even, a net income of \$234. While not nearly enough to make up the year's loss, it is a step in the right direction. Much is due to the strong billing against contracts for the month, \$195,240. Year-to-date is still grim, with a net loss of \$89,604.

Discussion on staff changes and the various absences combined with the increased health insurance rates for FY27 and how they affect the indirect rate.

J. Boudreau motioned to accept the February Financials. Seconded by K. Kasper and passed with a unanimous vote in favor.

c. Appointment of Alternates

This agenda item was addressed at the beginning of the meeting and Katrin Kasper was appointed as an alternate.

P. Rasmussen motioned to appoint K. Kasper as an alternate to the New Hampshire Association of Regional Planning Commissions (NHARPC). Seconded by J. Boudreau and passed with a unanimous vote in favor.

J. Czysz introduced V. Blackden who is the new finance manager to replace Kathy Foster when she retires April 30. The board welcomed her to SRPC.

J. Boudreau expressed his gratitude to Kathy Foster for her many years of excellent work, and the other members joined Joe in expressing their appreciation.

4. Updates and Discussion Items

a. Health Insurance Policies for FY2027

For the last several years SRPC has offered 3 different health plans. All three are increasing in cost, at different rates. Plans 1 and 2 will only have 1 person enrolled in each at the end of this FY and are the costliest plans. Even with Plan 3 seeing a higher rate increase for FY27 compared to the other plans SRPC offers, and with slight reductions to the SRPC cost share for plan 3, it remains the lowest cost plan for both employees and the organization. HealthTrust only offers two plans that have lower premiums than plan 3. The ABSOS30 plan cannot be selected if we retain Plan 3. The other is a high-deductible plan, that has a high risk of costing more for both SRPC and the employees due to the deductible.

J. Czysz stated it is a no-win situation this year and would essentially be a pay cut for employees. The buyout for employees who opt out would also increase.

The group discussed the possibility of soliciting bids from another broker. J. Czysz noted that while a lower initial rate might be offered initially, rates would likely increase over time. She emphasized that the benefits provided through HealthTrust, including the employee assistance program, are invaluable, and that the customer service is exceptional.



b. Draft FY2027 Budget

J. Czysz reviewed the draft budget and stated that it still represents an early draft and changes are expected. We have several potential funding opportunities to incorporate. To control expenses, temporary staff have been eliminated, and no annual salary increases have been incorporated at this time.

Potential projects are still being developed, but new grant rounds are currently open, including one through DES for the Coastal Resilience Program and a PREPA grant through UNH/PREP. At least one application is expected for each program, with a strong likelihood of receiving funding. Including both of these funding opportunities bring the revenue projections close to breaking even.

c. Awards, Contracts, and General Business

J. Czysz provided a brief update on grant applications and staffing updates. In addition to hiring the new finance manager, Owen Corcoran, regional planner, resigned. We had a very successful hiring process and have extended an offer to a candidate slated to start on May 4.

d. April TIP Minors

C. Lentz provided a brief update on the minors. There was little of note this month. A small culvert bridge project in Farrington is moving forward with only a minor administrative adjustment for inflation. Dover's multi-use path project is also progressing, with the latest grant closing out and funds shifted to FY 2028 for construction, as planned. All remaining items are programmatic projects with no child projects in the region, including culvert rehabilitation, guardrail replacement, and underwater bridge inspection. None currently affect the region.

5. Other Business

There was no other business.

6. Adjourn

J. Boudreau. All in favor.
Meeting adjourned at 8:55AM.

Respectfully submitted,

Megan Taylor-Fetter



Strafford Regional Planning Commission
Balance Sheet
As of March 31, 2026

2:56 PM

05/04/26

Accrual Basis

	Mar 31, 26	Mar 31, 25	\$ Change
ASSETS			
Current Assets			
Checking/Savings			
FSB Checking	-1,578.60	53,295.92	-54,874.52
FSB Savings	168,861.91	50,932.67	117,929.24
Total Checking/Savings	167,283.31	104,228.59	63,054.72 ¹
Accounts Receivable			
Accounts Receivable	286,758.57	254,181.57	32,577.00
Total Accounts Receivable	286,758.57	254,181.57	32,577.00 ²
Other Current Assets			
Prepaid Expenses			
Prepaid Dues and Subscriptions	1,222.54	1,674.73	-452.19
Prepaid Insurance (P & L)	2,709.24	2,323.50	385.74
Prepaid training	600.00	600.00	0.00
Prepaid Unemployment Comp	2,272.50	2,402.28	-129.78
Prepaid Workers Compensation	1,844.28	1,572.03	272.25
Total Prepaid Expenses	8,648.56	8,572.54	76.02
Prepaid software support	6,445.78	7,327.10	-881.32 ³
Total Other Current Assets	15,094.34	15,899.64	-805.30
Total Current Assets	469,136.22	374,309.80	94,826.42
Fixed Assets			
Property and Equipment			
Accumulated Depreciation	-27,968.96	-23,350.64	-4,618.32
Equipment Purchase			
AI Traffic Counter	9,830.00	9,830.00	0.00
Lenova Think Server	3,983.04	3,983.04	0.00
Pyro Traffic Count System	7,540.00	7,540.00	0.00
ThinkSystem ST520 FY24 Server	5,721.45	5,721.45	0.00
Equipment Purchase - Other	11,762.40	11,762.40	0.00
Total Equipment Purchase	38,836.89	38,836.89	0.00
Total Property and Equipment	10,867.93	15,486.25	-4,618.32 ⁴
Right of Use Asset - Building			
Accumulated Amortization - Buil	-130,650.40	-103,041.78	-27,608.62
Right of Use Asset - Building - Other	221,852.22	112,410.00	109,442.22
Total Right of Use Asset - Building	91,201.82	9,368.22	81,833.60 ⁵
Vehicles			
Ford Transit	22,943.35	22,943.35	0.00

Strafford Regional Planning Commission
Balance Sheet
As of March 31, 2026

2:56 PM

05/04/26

Accrual Basis

	Mar 31, 26	Mar 31, 25	\$ Change
Vehicle Accumulated Depreciatio	-22,943.35	-22,943.35	0.00
Total Vehicles	0.00	0.00	0.00
Total Fixed Assets	102,069.75	24,854.47	77,215.28
TOTAL ASSETS	571,205.97	399,164.27	172,041.70
LIABILITIES & EQUITY			
Liabilities			
Current Liabilities			
Credit Cards			
FSB Credit Card	2,588.19	215.04	2,373.15
Total Credit Cards	2,588.19	215.04	2,373.15 ⁶
Other Current Liabilities			
Benefits payable			
Simple IRA payable	48.00	48.00	0.00
Total Benefits payable	48.00	48.00	0.00
Building Lease Liab Current	6,446.58	7,437.15	-990.57 ⁷
Contract Revenue In Advance	260,190.01	97,629.98	162,560.03 ⁸
FY24 Dues in Advance	-0.02	-0.02	0.00
FY25 Dues in Advance	0.00	34,666.59	-34,666.59
FY26 Dues in Advance	36,073.89	0.00	36,073.89
Payroll Liabilities			
FSA Payable	4,307.20	1,727.18	2,580.02 ⁹
FUTA	30.41	30.41	0.00
Social Security Payable	-0.02	-0.02	0.00
Payroll Liabilities - Other	1,271.83	1,343.93	-72.10
Total Payroll Liabilities	5,609.42	3,101.50	2,507.92
Total Other Current Liabilities	308,367.88	142,883.20	165,484.68
Total Current Liabilities	310,956.07	143,098.24	167,857.83
Long Term Liabilities			
Building Lease Liab Non Current	86,177.24	2,492.85	83,684.39 ¹⁰
Accrued expenses			
Accrued Payroll	27,196.48	22,021.22	5,175.26
Accrued Vacation	61,211.09	48,013.13	13,197.96
Annual Audit Accrual	13,380.01	16,500.00	-3,119.99
Total Accrued expenses	101,787.58	86,534.35	15,253.23 ¹¹
Total Long Term Liabilities	187,964.82	89,027.20	98,937.62

Strafford Regional Planning Commission
Balance Sheet
As of March 31, 2026

2:56 PM

05/04/26

Accrual Basis

	Mar 31, 26	Mar 31, 25	\$ Change
Total Liabilities	498,920.89	232,125.44	266,795.45
Equity			
Retained Earnings	145,954.04	133,222.82	12,731.22 ¹²
Net Income	-73,668.96	33,816.01	-107,484.97 ¹³
Total Equity	72,285.08	167,038.83	-94,753.75
TOTAL LIABILITIES & EQUITY	571,205.97	399,164.27	172,041.70

DRAFT

Strafford Regional Planning Commission
Balance Sheet
As of March 31, 2026

2:56 PM

05/04/26

Accrual Basis

1. Checking/Savings: Contractor checks (55,900) are being held until reimbursement is received. In November, \$25,000 contract revenue in advance was received from NHCF for a regional plan climate chapter, which was transferred to checking. Additional NHCF funds in advance of \$217,825 were received in March for three new projects and were deposited to savings. The LOC from First Seacoast Bank has been extended until 5/31/26.

2. Accounts Receivable: See the Accounts Receivable Aging Summary Comments for details.

3. Prepaid Software: In the previous fiscal year, ESRI was renewed in January for \$6,845, and was renewed in February this fiscal year for \$5340.

4. Accumulated Depreciation: The balances for this account are cumulative. The difference from prior year reflects the additional depreciation taken at approximately \$385 per month for the Pyro Traffic Count System, the AI Traffic Counter, and the Lenovo server.

5. Right of Use Asset: Effective for fiscal year 2022, a new Government Accounting method was introduced, called GASB 87. It requires total lease payments (our office space) to be recorded as a liability, and a monthly expense is recorded as Amortization. The monthly amortization for the new lease, effective 8/1/25 is \$2,280.05 per month for 48 months.

6. FSB Credit Card: In the current month, a deposit was made for the annual meeting dinner for \$1,500, Walgreen health incentives \$249.00 (paid in advance by HealthTrust) & Breezeline for \$435.00.

7. Building Lease Liab Current: The total office lease payment for this fiscal year is split between this account and the Rent Expense on the profit and loss statement. The lease payment for March was allocated as \$2,131.75 to amortization and \$368.25 to rent expense.

8. Contract Revenue in Advance: Current year balance: MID Zoning \$10,000, ROC RFP \$3,923, NHCF \$33,165, NHCF NHCF Intermunicipal \$89,325., NHCF GB Signage II \$38,500, NHCF Nutrient Reduction \$90,000, Climate Sunrise Lake \$6,620 and EDA (\$11,343). In the prior year, revenue in advance was received from the NHHFA contract, which was completed in September, 2024. Advances are generally deposited to savings. Invoices are billed monthly to income on the profit and loss, offset to the Contract Revenue in Advance balance, and those amounts earned/invoiced are then transferred to the checking account, as funds allow.

9. FSA Payable: This balance is the difference between payroll deductions collected and invoices received from HealthTrust for FSA eligible expense claims.

10. Building Lease Liab Non Current: This reflects the amount of lease payments in future fiscal years. The lease liability for fiscal year 2025 is reflected in the current liability account. (See discussions Building Lease Liab Current).

11. Accrued Expenses: Accrued Payroll and Accrued Vacation balances have been adjusted for FY25 and reflect wages paid in FY26, but worked in FY25, and half of the Paid Time Off (PTO) hours accrued by staff at 6/30/25. These amounts are adjusted at year-end as part of the fiscal year close-out. The audit accrual is based on the CBiz FY25 audit engagement letter, which stated this year's audit costs will be \$28,000. Audit costs are currently being booked at \$2,333.33 per month. The Annual Audit Accrual account is reduced as actual invoices from the auditor are paid. This fiscal year, we have been invoiced and paid \$28,000 of the audit fees for this year at the time of this report.

12. Retained Earnings: Cumulative posting of net income from all prior years.

Strafford Regional Planning Commission
Balance Sheet
As of March 31, 2026

2:56 PM

05/04/26

Accrual Basis

13. Net Income: Reflects Net Income for the entire fiscal year through the report date.

DRAFT

Strafford Regional Planning Commission
A/R Aging Summary
 As of March 31, 2026

3:06 PM

05/04/26

	Current	1 - 30	31 - 60	61 - 90	> 90	TOTAL
1000 Indirect Administration						
1020 CDBG Grant Writing	4,000.00	0.00	0.00	0.00	0.00	4,000.00
Total 1000 Indirect Administration	4,000.00	0.00	0.00	0.00	0.00	4,000.00
2000 LTA (Local Technical Assistance)						
2200 PLUR Books						
2209 Town of Milton PLUR	0.00	0.00	0.00	0.00	0.00	0.00
Total 2200 PLUR Books	0.00	0.00	0.00	0.00	0.00	0.00
2000 LTA (Local Technical Assistance) - Other	0.00	0.00	0.00	0.00	0.00	0.00
Total 2000 LTA (Local Technical Assistance)	0.00	0.00	0.00	0.00	0.00	0.00
3500 Town of Farmington						
3501 FAR Circuit Rider	6,524.75	0.00	6,683.88	0.00	0.00	13,208.63 ¹
Total 3500 Town of Farmington	6,524.75	0.00	6,683.88	0.00	0.00	13,208.63
4100 Town of Newmarket						
4108 NKT HOP2	5,250.22	0.00	9,000.00	0.00	0.00	14,250.22
4106 NKT MP Other	0.00	0.00	1,621.80	0.00	0.00	1,621.80
Total 4100 Town of Newmarket	5,250.22	0.00	10,621.80	0.00	0.00	15,872.02 ²
4200 Town of Northwood						
4201 NOR Circuit Rider	2,720.00	0.00	2,720.00	0.00	0.00	5,440.00
Total 4200 Town of Northwood	2,720.00	0.00	2,720.00	0.00	0.00	5,440.00 ³
4300 Town of Nottingham						
4304 NOT Housing MP HOP2	1,211.26	0.00	1,442.36	0.00	0.90	2,654.52
4301 NOT Circuit Rider	2,034.25	0.00	3,960.25	2,131.75	1,196.77	9,323.02
Total 4300 Town of Nottingham	3,245.51	0.00	5,402.61	2,131.75	1,197.67	11,977.54 ⁴
4400 City of Rochester						
4402 UPWP ROC Sidewalk Assess	0.00	0.00	0.00	0.00	0.00	0.00
Total 4400 City of Rochester	0.00	0.00	0.00	0.00	0.00	0.00
4600 City of Somersworth						
4610 SOM HistCultRes MP	3,724.92	0.00	2,003.40	0.00	0.00	5,728.32
4609 SOM EcDev MP	3,066.64	0.00	3,041.95	0.00	0.00	6,108.59
4608 SOM MP-Transportation & Vision	4,815.85	0.00	3,241.09	0.00	0.00	8,056.94
4607 SOM HOP2 Zoning Reform	4,716.69	0.00	4,233.82	0.00	0.00	8,950.51
Total 4600 City of Somersworth	16,324.10	0.00	12,520.26	0.00	0.00	28,844.36 ⁵
4700 Town of Strafford						
4705 STR Bow Lake Watershed	0.00	0.00	626.46	0.00	0.00	626.46
4701 Strafford Circuit Rider	3,612.50	0.00	4,038.00	0.00	0.00	7,650.50
Total 4700 Town of Strafford	3,612.50	0.00	4,664.46	0.00	0.00	8,276.96 ⁶
4800 Town of Wakefield						
4801 Wakefield Circuit Rider	361.25	0.00	0.00	0.00	0.00	361.25
Total 4800 Town of Wakefield	361.25	0.00	0.00	0.00	0.00	361.25
5201 UNH						
5212 NOT PREPA	525.31	0.00	0.00	0.00	0.00	525.31
5211 BAR PREPA	1,316.46	0.00	1,363.01	0.00	0.00	2,679.47
5213 STR PREPA	2,477.18	0.00	2,323.52	0.00	0.00	4,800.70

Strafford Regional Planning Commission

A/R Aging Summary

As of March 31, 2026

05/04/26

	<u>Current</u>	<u>1 - 30</u>	<u>31 - 60</u>	<u>61 - 90</u>	<u>> 90</u>	<u>TOTAL</u>
5210 GB 2030 CAW Evolve Our Practice	885.80	0.00	0.00	0.00	0.00	885.80
Total 5201 UNH	5,204.75	0.00	3,686.53	0.00	0.00	8,891.28 ⁷
5332 St As Zoning Atlas Outreach	1,097.88	0.00	0.00	0.00	0.00	1,097.88
5310 Lamprey River LAC	0.00	0.00	0.00	0.00	0.00	0.00
6100 NH DES						
6182 Crossing Navigator	1,338.04	0.00	0.00	0.00	0.00	1,338.04
6106 Coastal 2026	2,847.56	0.00	3,309.70	0.00	0.00	6,157.26
6181 NFWF CFR Phase II	552.25	0.00	0.00	0.00	0.00	552.25
6153 PSM24 PREPARE	14,381.68	0.00	1,515.31	0.00	0.00	15,896.99
6252 Cocheco River Plan	0.00	0.00	975.00	0.00	0.00	975.00
6253 Sunrise Lake	2,811.73	0.00	7,188.00	0.00	0.00	9,999.73
Total 6100 NH DES	21,931.26	0.00	12,988.01	0.00	0.00	34,919.27 ⁸
6500 DEPT OF SAFETY (OEM)						
6506 DOV HMGP 4516	1,890.00	0.00	5,985.00	5,760.00	3,060.00	16,695.00
Total 6500 DEPT OF SAFETY (OEM)	1,890.00	0.00	5,985.00	5,760.00	3,060.00	16,695.00 ⁹
6600 CDFA-CDBG Grant Administration						
6605 CDBG County Shelters	2,327.24	0.00	0.00	0.00	0.00	2,327.24
6604 CDBG County StAs Admin	1,490.72	0.00	0.00	0.00	0.00	1,490.72
6603 CDBG Somersworth YMCA	0.00	0.00	1,377.94	0.00	0.00	1,377.94 ¹⁰
Total 6600 CDFA-CDBG Grant Administration	3,817.96	0.00	1,377.94	0.00	0.00	5,195.90
7200 HUD						
7201 HUD EDI Regional Plan	40,167.57	0.00	0.00	0.00	0.00	40,167.57
Total 7200 HUD	40,167.57	0.00	0.00	0.00	0.00	40,167.57
8000 DOT UPWP						
8003 UPWP 26-27	40,142.32	0.00	51,668.59	0.00	0.00	91,810.91
Total 8000 DOT UPWP	40,142.32	0.00	51,668.59	0.00	0.00	91,810.91 ¹¹
DOT_UPWP 2010-2011	0.00	0.00	0.00	0.00	0.00	0.00
TOTAL	156,290.07	0.00	118,319.08	7,891.75	4,257.67	286,758.57

Strafford Regional Planning Commission
A/R Aging Summary
As of March 31, 2026

1. FAR \$13,208.63 received in April

2. NKT \$10,621.80 received in April

3. NOR: \$5,440.00 received in April

4. NOT: \$3,960.25 received in April & \$3,328.50 received in May

5. SOM: \$12,520.26 received in April

6. STR \$4,664.46 received in April

7. UNH: \$7,480.17 received in April

8. DES: \$9,678.31 received in April

9. Dept of Safety HMGP: Dover \$16,695.00 received in April

10. CDBG SOM YMCA: \$1,377.94 received in April

11. DOT: \$51,668.59 received in April

DRAFT

Strafford Regional Planning Commission
Profit & Loss
March 2026

3:20 PM

05/04/26

Accrual Basis

	Mar 26	Mar 25	\$ Change
Ordinary Income/Expense			
Income			
SRPC Membership Dues	12,024.63	11,555.53	469.10
SRPC Revenue			
Municipal and NonProfit Revenue			
3501 FAR Circuit Rider	6,524.75	5,993.50	531.25
3903 MIL CWSRF	0.00	5,346.90	-5,346.90
4106 NKT MP Other	0.00	11,551.44	-11,551.44
4108 NKT HOP2	5,250.22	0.00	5,250.22
4201 NOR Planning Services	2,720.00	6,540.00	-3,820.00
4301 NOT Circuit Rider	2,034.25	2,540.25	-506.00
4304 NOT HOP2	1,211.26	4,692.60	-3,481.34
4607 SOM HOP2	4,716.69	0.00	4,716.69
4608 SOM Vision/Trans MP	4,815.85	0.00	4,815.85
4609 SOM Econ Dev Chapter	3,066.64	0.00	3,066.64
4610 SOM HistCultRes	3,724.92	0.00	3,724.92
4701 Strafford Circuit Rider	3,612.50	4,501.00	-888.50
4801 WAK Circuit Rider	361.25	580.00	-218.75
4803 WAK NBRC Union Hotel	0.00	5,051.54	-5,051.54
5091 SMPDC InterReg Housing	0.00	407.39	-407.39
5121 NHCF GB2030 Milton Watersh	0.00	4,622.21	-4,622.21
5122 GB Signage	2,295.50	1,599.95	695.55
5123 Reg Plan Climate Action	1,892.55	0.00	1,892.55
5332 Zoning Atlas Pilot CDBG	1,097.88	0.00	1,097.88
Total Municipal and NonProfit Revenue	43,324.26	53,426.78	-10,102.52
Total SRPC Revenue	43,324.26	53,426.78	-10,102.52
State Award Revenue			
UNH			
5206 UNH-GREAT BAY ADAPTS	0.00	1,283.28	-1,283.28
5210 Evolve CAW Practice	885.80	3,342.93	-2,457.13
5211 PREPA Grant-Barrington Str	1,316.46	0.00	1,316.46
5212 NOT PREPA	525.31	0.00	525.31
5213 PREPA Grant-Strafford Bow	2,477.18	0.00	2,477.18
Total UNH	5,204.75	4,626.21	578.54
NHDES			
6105 Coastal TA 2025	0.00	2,126.34	-2,126.34
6106 Coastal TA	3,796.75	0.00	3,796.75
6152 NKT Riverfront CRG	0.00	1,885.24	-1,885.24
6153 PREPARE	14,381.68	819.04	13,562.64
6154 5YR CFRS Update	0.00	555.24	-555.24
6181 Phase II CFRM	552.25	0.00	552.25
6182 Coastal Watershed Stream C	1,338.04	0.00	1,338.04
6253 Sunrise Lake	2,811.73	798.87	2,012.86

Strafford Regional Planning Commission
Profit & Loss
March 2026

3:20 PM

05/04/26

Accrual Basis

	Mar 26	Mar 25	\$ Change
6306 LSWP NOR SWP-374	0.00	2,665.14	-2,665.14
Total NHDES	22,880.45	8,849.87	14,030.58
Pre-Disaster Mitigation			
6502 BRIC20	0.00	250.00	-250.00
6503 BRIC21 MAD NOR ROC	0.00	2,875.00	-2,875.00
6504 HAZMIT FAR 4516	0.00	3,300.00	-3,300.00
6505 NKT HMGP 4516	0.00	1,080.00	-1,080.00
6506 DOV HMGP 4516	2,100.00	0.00	2,100.00
Total Pre-Disaster Mitigation	2,100.00	7,505.00	-5,405.00
CDFA			
6601 CDBG Grant	4,324.84	0.00	4,324.84
6602 CDBG Gafney	0.00	1,365.05	-1,365.05
6603 CDBG SOM YMCA	0.00	1,960.14	-1,960.14
6604 CDBG Admin-Zoning Atlas	1,490.72	0.00	1,490.72
6605 CDBG Homeless Shelter Admi	2,327.24	0.00	2,327.24
Total CDFA	8,142.80	3,325.19	4,817.61
Total State Award Revenue	38,328.00	24,306.27	14,021.73²
Federal Agencies Incl EDD			
7004 EDD Partnership	13,583.19	20,934.20	-7,351.01
7111 EPA Brownfields FY24-28	0.00	6,163.98	-6,163.98
7201 HUD EDI CDS	40,167.57	23,488.31	16,679.26
7301 USDA RD-FAR MIL	0.00	15,964.17	-15,964.17
Total Federal Agencies Incl EDD	53,750.76	66,550.66	-12,799.90³
MPO Revenue			
NH DOT			
8002 UPWP 24-25	0.00	56,117.61	-56,117.61
8003 UPWP 26-27	44,602.58	0.00	44,602.58
Total NH DOT	44,602.58	56,117.61	-11,515.03
Total MPO Revenue	44,602.58	56,117.61	-11,515.03⁴
Contra Income Cash Match			
Coastal Cash Match	-949.19	-129.87	-819.32
EDD Cash Match	-3,094.19	-2,490.42	-603.77
USDA Cash Match	0.00	-463.68	463.68
DOT Cash Match	-4,460.26	-5,611.76	1,151.50
Total Contra Income Cash Match	-8,503.64	-8,695.73	192.09
Contra Income InKind/Soft Match			
In-Kind Coastal Match	0.00	-1,606.89	1,606.89

Strafford Regional Planning Commission
Profit & Loss
March 2026

3:20 PM

05/04/26

Accrual Basis

	Mar 26	Mar 25	\$ Change
IK 6253 Sunrise Lake	0.00	-303.10	303.10
In-Kind EDD Match	-5,649.35	-8,482.10	2,832.75
6504 FAR 4516 Haz Mit IK	0.00	-330.00	330.00
6505 NKT HMGP IK	0.00	-108.00	108.00
6506 DOV HMGP IK	-210.00	0.00	-210.00
BRIC20 IK Match	0.00	-62.50	62.50
BRIC21 IK Match	0.00	-718.75	718.75
IK LSWP	0.00	-1,333.64	1,333.64
Total Contra Income InKind/Soft Match	-5,859.35	-12,944.98	7,085.63
Contract Overage	-324.84	-30.45	-294.39
Total Income	177,342.40	190,285.69	-12,943.29
Gross Profit	177,342.40	190,285.69	-12,943.29
Expense			
Personnel Expenses			
Salary and Wages	86,026.34	86,196.88	-170.54
Payroll Expenses			
FSA Fees	5.50	0.00	5.50
PFML	0.00	1,630.08	-1,630.08
Dental insurance expense	802.94	710.49	92.45
Health incentive	1,907.69	-500.00	2,407.69
Health Insurance expense	10,511.16	9,448.25	1,062.91
Life Insurance expense	106.20	104.85	1.35
LTD Insurance expense	169.50	245.54	-76.04
STD insurance expense	347.50	55.00	292.50
Payroll Processing Fees	266.00	266.00	0.00
Pension expense	2,237.04	2,384.28	-147.24
Unemployment expense	252.50	266.92	-14.42
Workers Compensation	204.92	174.67	30.25
Payroll Taxes			
Medicare Expense	1,243.93	1,227.10	16.83
Social Security expense	5,318.90	5,246.92	71.98
Payroll Taxes - Other	-0.03	0.05	-0.08
Total Payroll Taxes	6,562.80	6,474.07	88.73
Total Payroll Expenses	23,373.75	21,260.15	2,113.60
Dues and Subscriptions	375.91	338.83	37.08
Staff Training and Seminars	110.00	0.00	110.00
Total Personnel Expenses	109,886.00	107,795.86	2,090.14 ⁵
Equipment expense			
Copier Maintenance Contract	325.00	325.00	0.00

Strafford Regional Planning Commission
Profit & Loss
March 2026

3:20 PM

05/04/26

Accrual Basis

	Mar 26	Mar 25	\$ Change
Software expense			
ArInfo/View software	445.00	570.42	-125.42
Office Software			
AudioEye	57.50	49.17	8.33
Buffer	30.00	30.00	0.00
Community Viz	56.25	56.25	0.00
Timesheet Software	148.00	140.00	8.00
Survey Monkey	90.00	90.00	0.00
Zoom	46.66	45.83	0.83
Adobe In Design	22.99	22.99	0.00
Constant Contact	175.00	276.55	-101.55
Microsoft Office 365	-1,819.34	212.50	-2,031.84
Total Office Software	-1,192.94	923.29	-2,116.23
Total Software expense	-747.94	1,493.71	-2,241.65
Traffic Count Expenses			
Traffic counting supplies	-57.00	0.00	-57.00
Total Traffic Count Expenses	-57.00	0.00	-57.00
Total Equipment expense	-479.94	1,818.71	-2,298.65
Fixed Expenses			
Equipment Depreciation	384.86	384.86	0.00
Amortization-Building	2,280.05	2,341.87	-61.82
Insurance			
Liability Insurance	903.08	774.50	128.58
Total Insurance	903.08	774.50	128.58
Rent	368.25	34.91	333.34
Total Fixed Expenses	3,936.24	3,536.14	400.10
Communications			
Postage and Delivery	85.47	73.00	12.47
Telephone and Internet	518.08	614.30	-96.22
Website maintenance and updates			
Website and logo design	16.32	17.98	-1.66
Total Website maintenance and updates	16.32	17.98	-1.66
Total Communications	619.87	705.28	-85.41
Administrative			
Bank Fees	0.00	25.00	-25.00
Finance Charge	0.00	145.49	-145.49
Interest Expense	11.11	0.00	11.11

Strafford Regional Planning Commission
Profit & Loss
March 2026

3:20 PM

05/04/26

Accrual Basis

	Mar 26	Mar 25	\$ Change
Library & Planning Books	0.00	2,729.75	-2,729.75 ⁷
Meetings Expense	1,500.00	0.00	1,500.00 ⁸
Office Expense	166.43	71.62	94.81
Office Supplies	-306.60	0.00	-306.60
Professional Fees			
Accounting, Audit	2,333.33	1,500.00	833.33
Total Professional Fees	2,333.33	1,500.00	833.33
Travel & Ent			
Travel	365.05	518.28	-153.23
Total Travel & Ent	365.05	518.28	-153.23
Total Administrative	4,069.32	4,990.14	-920.82
Contract Labor			
IT and Network support	2,079.00	0.00	2,079.00
Pass Through Expense			
3903 MIL CWSRF Consultant	0.00	4,287.16	-4,287.16
4108 NKT HOP2 Consultant	5,000.00	0.00	5,000.00
5121 GB2030 MIL Water Engineer	0.00	2,706.90	-2,706.90
5122 GB2030 Sign Contract Plan	0.00	1,282.50	-1,282.50
6152 NKT CRG Exp & Planner	0.00	1,057.50	-1,057.50
6253 Sunrise Lake Engineer	1,924.35	0.00	1,924.35
7111 EPA Brownfields Consultant	0.00	5,707.00	-5,707.00
7201 HUD EDI CDS RPC Exp	33,320.54	20,176.23	13,144.31
7301 USDA RD FAR MIL Consultant	0.00	13,287.50	-13,287.50
Pass Through Expense - Other	1,327.50	0.00	1,327.50
Total Pass Through Expense	41,572.39	48,504.79	-6,932.40 ⁹
Total Contract Labor	43,651.39	48,504.79	-4,853.40
Total Expense	161,682.88	167,350.92	-5,668.04
Net Ordinary Income	15,659.52	22,934.77	-7,275.25
Other Income/Expense			
Other Income			
Interest Income	29.80	21.77	8.03
Total Other Income	29.80	21.77	8.03
Net Other Income	29.80	21.77	8.03
Net Income	15,689.32	22,956.54	-7,267.22

Strafford Regional Planning Commission
Profit & Loss
March 2026

3:20 PM

05/04/26

Accrual Basis

1. Municipal revenue: FAR Tax Maps were for this year were completed in November. MIL CWSRF was finalized in November of this year. The NKT MP contract was completed in February. The NKT HOP2 and the NOT HOP2 are new for this fiscal year. The SOM HOP2, Vision, Econ Dev and Hist/Cult/Res contracts are new for this fiscal year. The SMPDC InterReg Housing (Aug 2024) was new for this fiscal year and the project was completed in October. NHCF GB2030 Milton Watershed was finalized in February. NHCF Climate & Zoning Atlas are new this year.

2. State Awards Revenue: Given the changing nature of the state contract "portfolio", it is hard to compare each contract from one fiscal year to another. The Coastal 2025 concluded in June 2025 and the new Coastal #6106 was sent to G&C late, and work was started in November. NKT Riverfront was finalized in June 2025. Coheco Riverfront is billed based on a percentage of tasks completed. The LSWP grant concluded in May 2025 and no funding was granted for this fiscal year. UNH Great Bay Adapts and Evolve CAW Practice concluded in July of this year. The UNH BAR, NOT, STR PREPA and PREP Environmental grants are new for this fiscal year. The Pre-Disaster Mitigation contracts for this fiscal year are now being issued to the individual towns/cities, and SRPC is being hired as the subcontractor.

3. Federal Agencies: The Federal contracts are primarily contingent on the receipt of contractor invoices except EDA which is paid in quarterly advances.

4. MPO Revenue: The new UPWP contract started 7/1/25 for another two-year cycle and is expected to be fully expended by the fiscal year-end.

5. Personnel Expenses: In the prior year, there were 17 staff members on payroll. This fiscal year there are 16 staff members, with one staff member receiving Workers' Compensation benefits since April, one staff member on STD from mid-Oct to late Jan, and one staff member out on Paternity Leave beginning in October and working intermittently part-time through January. The PFML premium was paid in April for the period of 1/1-3/31/26. Health Incentive was paid to a departed employee.

6. Credits from .gov domain

7. Library and Planning Books: PLUR books were paid for in February of the current fiscal year, but were paid in March in the previous fiscal year.

8. Deposit at The Oaks for Annual Meeting

9. Pass Through Expenses: These costs are contingent on contracts in effect, and the timing of contractor invoices for each month.

Strafford Regional Planning Commission
Income by Customer
March 2026

3:22 PM

05/04/26

Accrual Basis

Date	Name	Memo	Amount
1000 Indirect Administration			
1020 CDBG Grant Writing			
03/31/2026	1000 Indirect Administration:1020 CDBG Grant Writing	CDBG Grant Writing	4,324.84
03/31/2026	1000 Indirect Administration:1020 CDBG Grant Writing	To record when contracts go over budget in QuickBooks	-324.84
Total 1020 CDBG Grant Writing			4,000.00
Total 1000 Indirect Administration			4,000.00
2000 LTA (Local Technical Assistance)			
03/01/2026	2000 LTA (Local Technical Assistance)	Dues 144295.57 (LESS LEE)=12024.63 AUG-JUN, JUL 12024.64	12,024.63
Total 2000 LTA (Local Technical Assistance)			12,024.63
3500 Town of Farmington			
3501 FAR Circuit Rider			
03/31/2026	3500 Town of Farmington:3501 FAR Circuit Rider	Progress Billing - Farmington Circuit Rider - March 2026	6,524.75
Total 3501 FAR Circuit Rider			6,524.75
Total 3500 Town of Farmington			6,524.75
4100 Town of Newmarket			
4108 NKT HOP2			
03/31/2026	4100 Town of Newmarket:4108 NKT HOP2	Newmarket HOP2 Progress Billing - March 2026	5,250.22
Total 4108 NKT HOP2			5,250.22
Total 4100 Town of Newmarket			5,250.22
4200 Town of Northwood			
4201 NOR Circuit Rider			
03/31/2026	4200 Town of Northwood:4201 NOR Circuit Rider	Progress Billing - Northwood Circuit Rider - March 2026	2,720.00
Total 4201 NOR Circuit Rider			2,720.00
Total 4200 Town of Northwood			2,720.00
4300 Town of Nottingham			
4304 NOT Housing MP HOP2			
03/31/2026	4300 Town of Nottingham:4304 NOT Housing MP HOP2	Progress Billing - Nottingham HOP2 - March 2026	1,211.26
Total 4304 NOT Housing MP HOP2			1,211.26
4301 NOT Circuit Rider			
03/31/2026	4300 Town of Nottingham:4301 NOT Circuit Rider	Progress Billing - Nottingham Circuit Rider - March 2026	2,034.25
Total 4301 NOT Circuit Rider			2,034.25
Total 4300 Town of Nottingham			3,245.51
4600 City of Somersworth			

Strafford Regional Planning Commission
Income by Customer
March 2026

3:22 PM

05/04/26

Accrual Basis

Date	Name	Memo	Amount
4610 SOM HistCultRes MP			
03/31/2026	4600 City of Somersworth:4610 SOM HistCultRes MP	Progress Billing - SOM HistCultRes Chapter - March 2026	3,724.92
Total 4610 SOM HistCultRes MP			3,724.92
4609 SOM EcDev MP			
03/31/2026	4600 City of Somersworth:4609 SOM EcDev MP	Progress Billing - SOM Economic Dev MP - March 2026	3,066.64
Total 4609 SOM EcDev MP			3,066.64
4608 SOM MP-Transportation & Vision			
03/31/2026	4600 City of Somersworth:4608 SOM MP-Transportation ...	Progress Billing - Somersworth MP-Transportation & Vision Chapters - March 2026	4,815.85
Total 4608 SOM MP-Transportation & Vision			4,815.85
4607 SOM HOP2 Zoning Reform			
03/31/2026	4600 City of Somersworth:4607 SOM HOP2 Zoning Reform	Somersworth HOP2 Progress Billing - March 2026	4,716.69
Total 4607 SOM HOP2 Zoning Reform			4,716.69
Total 4600 City of Somersworth			16,324.10
4700 Town of Strafford			
4701 Strafford Circuit Rider			
03/31/2026	4700 Town of Strafford:4701 Strafford Circuit Rider	Progress Billing - Strafford Circuit Rider - March 2026	3,612.50
Total 4701 Strafford Circuit Rider			3,612.50
Total 4700 Town of Strafford			3,612.50
4800 Town of Wakefield			
4801 Wakefield Circuit Rider			
03/31/2026	4800 Town of Wakefield:4801 Wakefield Circuit Rider	Progress Billing - Wakefield Circuit Rider - February & March 2026	361.25
Total 4801 Wakefield Circuit Rider			361.25
Total 4800 Town of Wakefield			361.25
5120 NHCF			
5123 Reg Plan Climate Chapter			
03/31/2026	5120 NHCF:5123 Reg Plan Climate Chapter	Progress Billing - NHCF Climate Action Plan - November 13 - March 2026	1,892.55
Total 5123 Reg Plan Climate Chapter			1,892.55
5122 NHCF GB Signage			
03/31/2026	5120 NHCF:5122 NHCF GB Signage	Progress Billing, GB2030 Signage-PR24-157235 - March 2026	2,295.50
Total 5122 NHCF GB Signage			2,295.50
Total 5120 NHCF			4,188.05
5201 UNH			

Strafford Regional Planning Commission
Income by Customer
March 2026

3:22 PM

05/04/26

Accrual Basis

Date	Name	Memo	Amount
5212 NOT PREPA			
03/31/2026	5201 UNH:5212 NOT PREPA	Progress Billing Nottingham PREPA P0322777 - March 2026 - MATCH ADJUSTMENT FRO...	525.31
Total 5212 NOT PREPA			525.31
5211 BAR PREPA			
03/31/2026	5201 UNH:5211 BAR PREPA	Progress Billing- BAR PREPA P0322650 - March 2026	1,316.46
Total 5211 BAR PREPA			1,316.46
5213 STR PREPA			
03/31/2026	5201 UNH:5213 STR PREPA	Progress Billing-STR PREPA P0322469 - March 2026	2,477.18
Total 5213 STR PREPA			2,477.18
5210 GB 2030 CAW Evolve Our Practice			
03/31/2026	5201 UNH:5210 GB 2030 CAW Evolve Our Practice	CAW Evolve Our Practice - P0338041 - October to March 2026	885.80
Total 5210 GB 2030 CAW Evolve Our Practice			885.80
Total 5201 UNH			5,204.75
5332 St As Zoning Atlas Outreach			
03/31/2026	5332 St As Zoning Atlas Outreach	Progress Invoice St A's Zoning Atlas - March 2026	1,097.88
Total 5332 St As Zoning Atlas Outreach			1,097.88
6100 NH DES			
6182 Crossing Navigator			
03/31/2026	6100 NH DES:6182 Crossing Navigator	Progress Billing - 24-CAPXPILOT-03 - 12/17/25 to March 2026	1,338.04
Total 6182 Crossing Navigator			1,338.04
6106 Coastal 2026			
03/31/2026	6100 NH DES:6106 Coastal 2026	Progress Billing - Coastal TA 2026 - March 2026	3,796.75
03/31/2026	6100 NH DES:6106 Coastal 2026	Coastal Cash Match	-949.19
Total 6106 Coastal 2026			2,847.56
6181 NFWF CFR Phase II			
03/31/2026	6100 NH DES:6181 NFWF CFR Phase II	Progress Billing - 21-NFWF-3 SRPC CFR II - January-March 2026	552.25
Total 6181 NFWF CFR Phase II			552.25
6153 PSM24 PREPARE			
03/31/2026	6100 NH DES:6153 PSM24 PREPARE	PREPARE PSM-24-2 Progress Billing - March 2026	14,381.68
Total 6153 PSM24 PREPARE			14,381.68
6253 Sunrise Lake			
03/31/2026	6100 NH DES:6253 Sunrise Lake	Progress Billing - Sunrise Lake-RI-24-S-01 - March 2026	2,811.73

**Strafford Regional Planning Commission
Income by Customer
March 2026**

3:22 PM

05/04/26

Accrual Basis

Date	Name	Memo	Amount
Total 6253 Sunrise Lake			2,811.73
Total 6100 NH DES			21,931.26
6500 DEPT OF SAFETY (OEM)			
6506 DOV HMGP 4516			
03/31/2026	6500 DEPT OF SAFETY (OEM):6506 DOV HMGP 4516	Progress Billing - DOV HMGP 4516 - March 2026	2,100.00
03/31/2026	6500 DEPT OF SAFETY (OEM):6506 DOV HMGP 4516	DOV HMGP 4516 IK Match	-210.00
Total 6506 DOV HMGP 4516			1,890.00
Total 6500 DEPT OF SAFETY (OEM)			1,890.00
6600 CDFA-CDBG Grant Administration			
6605 CDBG County Shelters			
03/31/2026	6600 CDFA-CDBG Grant Administration:6605 CDBG Cou...	Progress Billing - CDBG County Shelters - February & March	2,327.24
Total 6605 CDBG County Shelters			2,327.24
6604 CDBG County StAs Admin			
03/31/2026	6600 CDFA-CDBG Grant Administration:6604 CDBG Cou...	Progress Invoice St A's Admin - February & March	745.36
03/31/2026	6600 CDFA-CDBG Grant Administration:6604 CDBG Cou...	Progress Billing - St As Admin Zoning Atlas - February & March	745.36
Total 6604 CDBG County StAs Admin			1,490.72
Total 6600 CDFA-CDBG Grant Administration			3,817.96
7000 ECONOMIC DEVELOPMENT ADMINISTRATION			
7004 EDA FY 25-27			
03/31/2026	7000 ECONOMIC DEVELOPMENT ADMINISTRATION:7...	Progress Billing EDD Planning Partnership ED24PHI0G0490 FY25-27 - March 2026	13,583.19
03/31/2026	7000 ECONOMIC DEVELOPMENT ADMINISTRATION:7...	Cash Match	-3,094.19
03/31/2026	7000 ECONOMIC DEVELOPMENT ADMINISTRATION:7...	EDA InKind Match	-5,649.35
Total 7004 EDA FY 25-27			4,839.65
Total 7000 ECONOMIC DEVELOPMENT ADMINISTRATION			4,839.65
7200 HUD			
7201 HUD EDI Regional Plan			
03/31/2026	7200 HUD:7201 HUD EDI Regional Plan	Progress Billing - HUD B-22-CP-NH-0567 - March	40,167.57
Total 7201 HUD EDI Regional Plan			40,167.57
Total 7200 HUD			40,167.57
8000 DOT UPWP			
8003 UPWP 26-27			
03/31/2026	8000 DOT UPWP:8003 UPWP 26-27	Progress Billing - FY 2026-2027 UPWP, #5052, WCC: 112D, Org Code 2944 - March 2026	44,602.58
03/31/2026	8000 DOT UPWP:8003 UPWP 26-27	10% Matching Funds	-4,460.26
Total 8003 UPWP 26-27			40,142.32

Strafford Regional Planning Commission
Income by Customer
March 2026

3:22 PM

05/04/26

Accrual Basis

Date	Name	Memo	Amount
Total 8000 DOT UPWP			40,142.32
TOTAL			177,342.40

DRAFT

**Strafford Regional Planning Commission
Profit & Loss Budget vs. Actual
July 2025 through March 2026**

	Jul '25 - Mar 26	Budget	\$ Over Budget
Ordinary Income/Expense			
Income			
SRPC Membership Dues	108,221.68	108,221.99	-0.31
SRPC Revenue			
Municipal and NonProfit Revenue			
3102 BRK MP Update	6,661.12	7,500.00	-838.88
3403 DUR Wagon Hill Phase II	0.00	500.00	-500.00
3501 FAR Circuit Rider	57,009.38	56,250.00	759.38
3506 FAR Tax Maps	2,147.00	2,150.00	-3.00
3802 MID Zoning Ord Updates	0.00	5,713.00	-5,713.00
3903 MIL CWSRF	37,400.63	37,400.00	0.63
3904 Milton AARP Walk Audit	2,512.66	2,500.00	12.66
4005 NDU RSMS	6,350.54	6,200.00	150.54
4106 NKT MP Other	9,995.07	7,500.01	2,495.06
4108 NKT HOP2	31,738.75	58,199.99	-26,461.24
4201 NOR Planning Services	23,647.50	25,950.01	-2,302.51
4301 NOT Circuit Rider	22,936.50	22,500.00	436.50
4304 NOT HOP2	7,249.59	9,000.00	-1,750.41
4607 SOM HOP2	34,006.37	50,999.99	-16,993.62
4608 SOM Vision/Trans MP	20,077.51	18,000.00	2,077.51
4609 SOM Econ Dev Chapter	15,818.15	18,750.01	-2,931.86
4610 SOM HistCultRes	12,357.80	14,999.99	-2,642.19
4701 Strafford Circuit Rider	24,045.25	28,499.99	-4,454.74
4705 STR Bow Lake Watershed Mgm	2,028.99	20,250.00	-18,221.01
4801 WAK Circuit Rider	6,607.85	5,625.00	982.85
5002 NHARPC Administration	4,000.00	4,000.00	0.00
5021 LRPC CDBG TRANSFORM PLAN	11,893.64	11,890.00	3.64
5091 SMPDC InterReg Housing	23,778.17	28,430.00	-4,651.83
5121 NHCf GB2030 Milton Watersh	29,174.88	29,010.00	164.88
5122 GB Signage	27,842.14	38,900.00	-11,057.86
5123 Reg Plan Climate Action	1,892.55	7,500.00	-5,607.45
512x GB2030 Upper Watershed Wat	0.00	10,500.00	-10,500.00
512x GB2030 Investing Across Mu	0.00	2,500.00	-2,500.00
5332 Zoning Atlas Pilot CDBG	1,097.88	1,500.00	-402.12
5501 GIS Projects	36.00	0.00	36.00
Total Municipal and NonProfit Revenue	427,518.26	532,717.99	-105,199.73
Total SRPC Revenue	427,518.26	532,717.99	-105,199.73
State Award Revenue			
UNH			
5206 UNH-GREAT BAY ADAPTS	555.61	0.00	555.61
5210 Evolve CAW Practice	2,577.62	0.00	2,577.62
5211 PREPA Grant-Barrington Str	7,724.17	14,252.72	-6,528.55
5212 NOT PREPA	17,648.60	18,750.01	-1,101.41
5213 PREPA Grant-Strafford Bow	14,315.22	18,750.01	-4,434.79

Strafford Regional Planning Commission
Profit & Loss Budget vs. Actual
July 2025 through March 2026

3:25 PM

05/04/26

Accrual Basis

	Jul '25 - Mar 26	Budget	\$ Over Budget
5214 PREP Environmental Protect	10,210.76	10,170.00	40.76
Total UNH	53,031.98	61,922.74	-8,890.76
NHDES			
6106 Coastal TA	16,862.25	20,000.01	-3,137.76
6153 PREPARE	18,089.13	20,640.00	-2,550.87
6154 5YR CFRS Update	3,703.55	2,455.51	1,248.04
6181 Phase II CFRM	3,165.67	7,308.76	-4,143.09
6182 Coastal Watershed Stream C	1,338.04	1,970.50	-632.46
6252 Cocheco River Mgmt Plan	10,736.42	19,340.24	-8,603.82
6253 Sunrise Lake	41,208.53	51,599.25	-10,390.72
Total NHDES	95,103.59	123,314.27	-28,210.68
Pre-Disaster Mitigation			
6503 BRIC21 MAD NOR ROC	1,000.00	750.00	250.00
6504 HAZMIT FAR 4516	270.00	758.70	-488.70
6505 NKT HMGP 4516	330.00	847.80	-517.80
6506 DOV HMGP 4516	18,550.00	17,142.86	1,407.14
Total Pre-Disaster Mitigation	20,150.00	19,499.36	650.64
CDFA			
6603 CDBG SOM YMCA	6,175.38	6,385.00	-209.62
6604 CDBG Admin-Zoning Atlas	1,490.72	875.00	615.72
6605 CDBG Homeless Shelter Admi	2,327.24	7,350.00	-5,022.76
Total CDFA	15,865.67	14,610.00	1,255.67
Total State Award Revenue	184,151.24	219,346.37	-35,195.13
Federal Agencies Incl EDD			
7004 EDD Partnership	100,750.61	104,999.99	-4,249.38
7111 EPA Brownfields FY24-28	60,477.26	114,750.00	-54,272.74
7201 HUD EDI CDS	280,384.44	317,250.00	-36,865.56
7301 USDA RD-FAR MIL	22,266.53	16,687.49	5,579.04
Total Federal Agencies Incl EDD	463,878.84	553,687.48	-89,808.64
MPO Revenue			
NH DOT			
8003 UPWP 26-27	460,379.91	528,632.18	-68,252.27
Total NH DOT	461,070.16	528,632.18	-67,562.02
Total MPO Revenue	461,070.16	528,632.18	-67,562.02
Contra Income Cash Match			
JLUS Cash Match	-1,650.63	-1,650.00	-0.63
Coastal Cash Match	-2,598.27	-3,333.32	735.05

Strafford Regional Planning Commission
Profit & Loss Budget vs. Actual
July 2025 through March 2026

3:25 PM

05/04/26

Accrual Basis

	Jul '25 - Mar 26	Budget	\$ Over Budget
4705 STR Bow Lake Cash Match	0.00	-1,499.99	1,499.99
EDD Cash Match	-26,035.03	-22,612.50	-3,422.53
DOT Cash Match	-46,037.99	-52,862.99	6,825.00
Total Contra Income Cash Match	-77,362.71	-81,958.80	4,596.09
Contra Income InKind/Soft Match			
5091 SMPDC Hsg IK Match	-3,349.37	-3,000.00	-349.37
In-Kind Coastal Match	-6,469.18	-6,666.67	197.49
IK Cocheco River Mgmt	-2,308.92	-1,875.01	-433.91
IK 6253 Sunrise Lake	-7,158.21	-14,999.99	7,841.78
In-Kind EDD Match	-33,994.01	-29,887.51	-4,106.50
6504 FAR 4516 Haz Mit IK	-27.00	-54.00	27.00
6505 NKT HMGP IK	-33.00	-216.00	183.00
6506 DOV HMGP IK	-1,655.00	-1,714.29	59.29
BRIC21 IK Match	-250.00	0.00	-250.00
Total Contra Income InKind/Soft Match	-55,444.69	-58,413.47	2,968.78
Total Income	1,510,084.48	1,802,233.74	-292,149.26
Gross Profit	1,510,084.48	1,802,233.74	-292,149.26 ²
Expense			
Personnel Expenses			
Salary and Wages	781,645.13	827,433.79	-45,788.66
Payroll Expenses			
FSA Fees	41.25	1,254.01	-1,212.76
PFML	5,275.94	5,185.61	90.33
Dental insurance expense	7,226.46	7,891.45	-664.99
Health incentive	2,369.57	-500.00	2,869.57
Health Insurance expense	100,124.60	110,414.92	-10,290.32
Life Insurance expense	955.80	946.52	9.28
LTD Insurance expense	1,525.42	1,500.75	24.67
STD insurance expense	3,127.50	3,081.01	46.49
Payroll Processing Fees	2,572.50	3,000.01	-427.51
Pension expense	21,342.77	23,717.92	-2,375.15
Unemployment expense	2,359.02	2,337.87	21.15
Workers Compensation	1,662.74	1,708.63	-45.89
Payroll Taxes	59,227.45	63,804.01	-4,576.56
Total Payroll Expenses	207,811.02	224,342.71	-16,531.69
Dues and Subscriptions	5,027.16	3,785.26	1,241.90
Staff Training and Seminars	3,425.00	12,000.01	-8,575.01
Total Personnel Expenses	997,908.31	1,067,561.77	-69,653.46
Equipment expense			

Strafford Regional Planning Commission
Profit & Loss Budget vs. Actual
July 2025 through March 2026

3:25 PM

05/04/26

Accrual Basis

	Jul '25 - Mar 26	Budget	\$ Over Budget
Copier Maintenance Contract	3,070.71	2,925.00	145.71
Office furniture			
Computer equipment	8,838.87	6,750.00	2,088.87
Office furniture - Other	3,157.00	2,405.25	751.75
Total Office furniture	11,995.87	9,155.25	2,840.62
Other Equipment Repair and Cost	733.00	374.99	358.01
Software expense			
ArcInfo/View software	5,122.94	6,015.00	-892.06
Office Software	5,883.74	7,983.79	-2,100.05
Total Software expense	11,006.68	13,998.79	-2,992.11
Traffic Count Expenses			
Traffic counting supplies	0.00	10,522.49	-10,522.49
Total Traffic Count Expenses	0.00	10,522.49	-10,522.49
Transportation Databases	21,786.00	19,611.00	2,175.00
Total Equipment expense	48,592.26	56,587.52	-7,995.26
Fixed Expenses			
Insurance			
Liability Insurance	8,127.76	8,127.76	0.00
Total Insurance	8,127.76	8,127.76	0.00
Rent	3,188.60	22,500.00	-19,311.40
Vehicle Expenses	315.64	750.01	-434.37
Total Fixed Expenses	35,678.75	31,377.77	4,300.98
Communications			
Media Outreach Expense	0.00	750.01	-750.01
Postage and Delivery	776.06	975.01	-198.95
Telephone and Internet	4,231.24	4,244.99	-13.75
Website maintenance and updates	684.65	1,041.75	-357.10
Total Communications	5,691.95	7,011.76	-1,319.81
Administrative			
Library & Planning Books	3,044.90	2,500.00	544.90
Meetings Expense	1,514.39	2,624.99	-1,110.60
Office Expense	1,985.47	0.00	1,985.47
Office Supplies	3,293.62	4,500.00	-1,206.38
Printing and Reproduction	600.00	1,125.00	-525.00

Strafford Regional Planning Commission
Profit & Loss Budget vs. Actual
July 2025 through March 2026

3:25 PM

05/04/26

Accrual Basis

	Jul '25 - Mar 26	Budget	\$ Over Budget
Professional Fees			
Accounting, Audit	21,000.01	21,000.01	0.00
Legal Fees	2,619.13	3,000.01	-380.88
Total Professional Fees	23,619.14	24,000.02	-380.88
Travel & Ent			
Travel	3,563.75	0.00	3,563.75
Travel & Ent - Other	0.00	4,500.00	-4,500.00
Total Travel & Ent	4,685.63	4,500.00	185.63
Total Administrative	38,855.88	39,250.01	-394.13
Contract Labor			
IT and Network support	16,746.71	13,500.00	3,246.71
Pass Through Expense			
3903 MIL CWSRF Consultant	23,722.59	23,722.00	0.59
4108 NKT HOP2 Consultant	26,500.00	51,375.01	-24,875.01
4607 Somersworth Zoning Reform	0.00	9,000.00	-9,000.00
4705 Strafford Bow Lake Consult	0.00	16,124.99	-16,124.99
5121 GB2030 MIL Water Engineer	25,182.30	25,182.00	0.30
5122 GB Sign Manufacturer	0.00	9,000.00	-9,000.00
5122 GB2030 Sign-UNH Production	5,844.00	5,844.00	0.00
5122 GB2030 Sign Contract Plan	9,660.00	12,080.00	-2,420.00
5122 GB2030 Sign Graphic Design	1,680.00	3,680.00	-2,000.00
5125 GB Upper Watershed Consult	0.00	6,625.00	-6,625.00
5126 GB Invest Across Consult	0.00	1,125.00	-1,125.00
5212 PREPA Grant-Nottingham GIS	6,940.67	6,150.01	790.66
6252 Cocheco River Indigenous	0.00	1,600.00	-1,600.00
6253 Sunrise Lake Engineer	26,464.13	20,043.76	6,420.37
6253 Sunrise Constr Materials	0.00	10,143.76	-10,143.76
7111 EPA Brownfields Consultant	54,639.10	107,249.99	-52,610.89
7201 HUD EDI CDS RPC Exp	238,218.20	256,500.00	-18,281.80
7301 USDA RD FAR MIL Consultant	15,261.80	1,200.01	14,061.79
NHDOT Consultant	0.00	37,499.99	-37,499.99
Total Pass Through Expense	440,452.54	604,145.52	-163,692.98
Total Contract Labor	457,199.25	617,645.52	-160,446.27
Total Expense	1,583,926.40	1,819,434.35	-235,507.95
Net Ordinary Income	-73,841.92	-17,200.61	-56,641.31
Other Income/Expense			
Other Income			
Interest Income	161.36	74.98	86.38

Strafford Regional Planning Commission
Profit & Loss Budget vs. Actual
 July 2025 through March 2026

3:25 PM

05/04/26

Accrual Basis

	Jul '25 - Mar 26	Budget	\$ Over Budget
Total Other Income	161.36	74.98	86.38
Net Other Income	161.36	74.98	86.38
Net Income	-73,680.56	-17,125.63	-56,554.93 ¹

DRAFT

Strafford Regional Planning Commission
Profit & Loss Budget vs. Actual
July 2025 through March 2026

3:25 PM

05/04/26

Accrual Basis

1. Budget vs Actual: This report includes the approved mid-year adjusted budget figures.

2. Revenues: Differences are mostly attributable to the timing of project work performed versus budgeting on an even monthly basis for the months the contract is in effect. Many projects are task-based and cannot be billed until a specified percentage of task completion, which may not coincide with the monthly budget revenue spread. Billing is also contingent upon receipt of contractor invoices for several projects, where SRPC administration of the project is minimal. Also keep in mind that the gross revenue figures include any match requirements for each project.

DRAFT

BILLING RATE STRUCTURE

FISCAL YEAR 2026

July 1, 2026 – June 30, 2027

For Adoption by the Executive Committee on DATE

Billing Level	Billable Hourly Rates	
	Starting	Up To
Executive Director*	\$102.94	\$122.31
Assistant Director*	\$93.77	\$103.96
Principal Planner	\$85.62	\$93.77
Senior Planner	\$69.31	\$85.62
Regional Planner III	\$65.23	\$69.31
Regional Planner II	\$59.12	\$65.23
Regional Planner I	\$53.00	\$59.12
Intern	\$36.04	\$40.28

Rates include direct salaries and indirect (fringe + overhead).

*Rates will be replaced with actuals that will be within the approved range and subject to the final budget, annual reviews, and approval of the indirect cost rate.

DUES PAYING COMMUNITIES

- Municipalities may request technical assistance at no cost up to 10 hours of staff time.
- Requests for assistance that entail 10 hours or more of staff time will be subject to contracting at the above billing rates.
- Any contracts between SRPC and dues paying communities will be at cost (billing rate structure above).
- Invoices will be for actual costs and reflect the individual staff member's billing rate, and any other costs incurred.
- Circuit Rider Contracts are set at – options to pick from –
 - a flat rate of \$95/hour (an increase of \$10/hour) this would allow us to break even across all 5 circuit rider contracts.
 - A flat rate of \$90 per hour (an increase of \$5/hour) this would be a net loss of \$10,500 that could be offset through unallocated dues funds. However, the real impact is that one community would benefit from dues match in excess of their annual dues rate.
 - A tiered flat rate of \$85 for senior planners, \$95 for principal planners, \$103 for assistant director, \$120 for the executive director.
 - Actual employee rates as is applied to all other contracts. (similar to the tiered flat rates above)
- Subject to eligibility, budget appropriations, and director approval, dues paying communities may receive additional technical assistance, that exceeds 10 hours of staff time, at no cost through SRPC's federal transportation and economic development programs.

NON-DUES PAYING MUNICIPALITIES AND OTHER ENTITIES

- All requests for assistance will be subject to review and approval of the SRPC executive director and billed in .25-hour increments.
- SRPC will only commit to providing services if there is existing capacity after first fulfilling all requests by dues paying communities.
- Contracts for work will be billed at cost plus:
 - 10% for non-dues paying municipalities and non-profits.
 - 20% for commercial entities.
- Municipal Circuit Rider Contracts are set at a flat rate of \$95 per hour for non-dues paying communities. (to be adjusted based on above)

Federal Transportation Programs

Under the Federal Transportation Programs there are limited services that SRPC will provide to non-dues paying communities without a negotiated contract for services. All other SRPC programs and services beyond these will require a contract.

Non-dues paying communities may participate, submit projects, and provide input into the federally required Transportation Improvement Program (task 205 within the UPWP contract) and Metropolitan Transportation Plan (task 208), and the state required Ten Year Plan (task 201).

The burden of developing projects, including engineering review, will be solely the non-dues paying municipality's responsibility. Projects will be scored along with all the others received. SRPC reserves the right to either grant bonus points to dues paying communities or deduct points from non-dues paying communities as voted on by the MPO Policy Committee.

Non-dues paying communities will be entitled to one (1) voting seat on each of the MPOs Transportation Technical Advisory Committee (task 301) and the Policy Committee (task 305). Per our Public Participation Plan (task 303), SRPC will incorporate voices and input from non-dues paying communities within our outreach and engagement activities (task 304).

Any discretionary services such as project engineering, supplemental traffic counts, trail mapping, traffic studies, development of grant applications, other GIS services, etc. (categories 400 and 500 tasks within the UPWP) will be subject to a separate contract and billed at actual costs plus per the schedule above.

SALARY RANGES

Billing Level	Starting	Up To	Minimum Experience & Responsibility
Executive Director	\$100,000+		Subject to Executive Committee selection and approval.
Assistant Director	\$92,000+		Bachelors +10 years' experience; Masters +8 years' experience; +project management, supervisory experience and includes fiduciary oversight responsibilities
Principal Planner	\$84,000	\$92,000	Bachelors +10 years' experience; Masters +8 years' experience; +supervisory experience
Senior Planner	\$68,000	\$84,000	Bachelors +8 years' experience; Masters +6 years' experience; +project management
Regional Planner III	\$64,000	\$68,000	Bachelors + 6 years' experience; Masters + 4 years' experience
Regional Planner II	\$58,000	\$64,000	Bachelors +4 years' experience; Masters +2 years' experience
Regional Planner I	\$52,000	\$58,000	Bachelors 0-3 years' experience; Masters +0 experience
Intern	\$17/hr.	\$19/hr.	Undergrad – Graduate Student

The above lists the minimum number of years of related work experience, education, and management experience required for each level of seniority. Advancement is based upon achieving the minimum levels of experience, performance, demonstration of the relative level of responsibility, project management, and staff supervision.

Strafford Regional Planning Commission

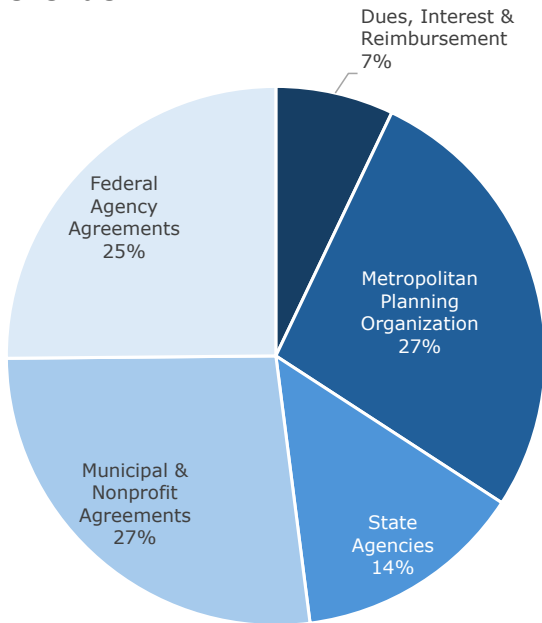
FY 2027 Budget - Draft

Summary Table

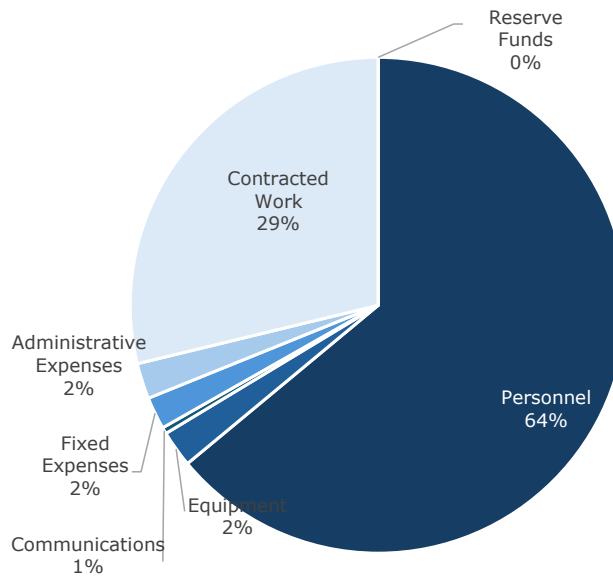
	FY26 Adopted*	FY27 MidYear	
	Revenue	Revenue	Net Change
Dues, Interest & Reimbursement	144,896	158,617	13,721
Metropolitan Planning Organization	634,359	606,871	(27,488)
State Agencies	270,203	309,152	38,949
Municipal & Nonprofit Agreements	711,034	602,278	(108,756)
Federal Agency Agreements	668,450	563,200	(105,250)
Total	2,428,942	2,240,118	(188,824)
	Expenses	Expenses	Net Change
Personnel	1,432,887	1,431,743	(1,144)
Equipment	73,445	53,334	(20,111)
Communications	9,349	9,349	0
Fixed Expenses	41,837	47,246	5,409
Administrative Expenses	52,000	52,000	0
Contracted Work	819,558	644,345	(175,213)
Reserve Funds	0	0	0
Total	2,429,076	2,238,017	(191,059)
Net Deficit/Surplus	42	2,101	2,235

*As adopted in February 2026

Revenue



Expenses



Strafford Regional Planning Commission

FY2027 REVENUES	FY 2027 Adopted MidYear Revenue	FY27 DRAFT Program Revenue	FY27 Dues Match	FY27 InKind Match	FY26 Outside Cash Match	FY27 DRAFT Revenue		Net Change	% Change
Dues, Interest & Reimbursements	144,896	158,617	0	0	0	158,617	7%	13,721	9.5%
2000 Municipal Dues	144,296	158,017	0	0	0	158,017		13,721	9.5%
0000 Interest	100	100	0	0	0	100		0	0.0%
0000 Health Trust reward/reimbursement	500	500	0	0	0	500		0	0.0%
0000 Misc Revenue	0	0	0	0	0	0		0	-
Municipal & Nonprofit Service Agreements	711,034	602,278	2,000	0	0	602,278	27%	(108,756)	-15.3%
<i>30xx Barrington Culvert Inventory</i>		<i>15,000</i>	<i>0</i>	<i>0</i>	<i>0</i>	<i>15,000</i>		<i>15,000</i>	<i>-</i>
3102 Brookfield Master Plan Update	7,500	0	0	0	0	0		(7,500)	-100.0%
330x Dover Transportation Master Plan		20,000	0	0	0	20,000		20,000	-
3403 Durham Wagon Hill Living Shorelines Phase 2	2,000	0	0	0	0	0		(2,000)	-100.0%
340x Durham Conservation Mapping		1,000	0	0	0	1,000		1,000	-
3501 Farmington Town Planner Services	75,000	80,000	0	0	0	80,000		5,000	6.7%
3506 Farmington Tax Maps	2,150	1,500	0	0	0	1,500		(650)	-30.2%
3802 Middleton Zoning Ordinance Updates	10,000	5,000	0	0	0	5,000		(5,000)	-50.0%
380x Middleton Asset Management Plan	15,000	30,000	0	0	0	30,000		15,000	100.0%
3903 Milton Nitrogen Removal Plan (CWSRF)	37,400	0	0	0	0	0		(37,400)	-100.0%
3904 Milton AARP Walk Audit	2,500	0	0	0	0	0		(2,500)	-100.0%
4005 NDU RSMS	6,200	0	0	0	0	0		(6,200)	-100.0%
<i>410X Newmarket Tax Maps</i>	<i>1</i>	<i>1</i>	<i>0</i>	<i>0</i>	<i>0</i>	<i>1</i>		<i>0</i>	<i>0.0%</i>
4106 Newmarket Comprehensive Master Plan Update	10,000	0	0	0	0	0		(10,000)	-100.0%
4108 Newmarket Code Rewrite (HOP2.0)	77,600	29,225	0	0	0	29,225		(48,375)	-62.3%
4201 Northwood Technical Services	34,600	34,600	0	0	0	34,600		0	0.0%
4301 Nottingham Town Planner Services	30,000	30,000	0	0	0	30,000		0	0.0%
4304 Nottingham Housing Master Plan Chapter (HOP2.C	12,000	5,000	0	0	0	5,000		(7,000)	-58.3%
4606 Somersworth Tax Maps	1	1,500	0	0	0	1,500		1,499	149900.0%
4607 Somersworth Zoning Reform (HOP2.0)	68,000	9,000	0	0	0	9,000		(59,000)	-86.8%
4608 Somersworth Vision & Transportation Master Plan	24,000	0	0	0	0	0		(24,000)	-100.0%
4609 Somersworth Economic Development Chapter	25,000	1,000	0	0	0	1,000		(24,000)	-96.0%
4610 Somersworth Historic and Cultural Res MP Chap	20,000	1,000	0	0	0	1,000		(19,000)	-95.0%
<i>461x Somersworth Master Plan Chapter TBD</i>		<i>25,000</i>	<i>0</i>	<i>0</i>	<i>0</i>	<i>25,000</i>		<i>25,000</i>	<i>-</i>
4701 Strafford Town Planner Services	38,000	38,000	0	0	0	38,000		0	0.0%
470x Strafford Tax Maps	1	1	0	0	0	1		0	0.0%
4705 Strafford Bow Lake Watershed Management Plan	25,000	17,000	2,000	0	0	17,000		(8,000)	-32.0%
4801 Wakefield Contract Planner	7,500	7,500	0	0	0	7,500		0	0.0%
5002 NHARPC Administration	8,000	8,000	0	0	0	8,000		0	0.0%
5021 LRPC CDBG Transformative Planning	11,890	0	0	0	0	0		(11,890)	-100.0%
5091 SMPDC InterRegional Housing Solutions	23,780	0	0	0	0	0		(23,780)	-100.0%
5121 GB2030 Milton Three Ponds Watershed Plan	29,010	0	0	0	0	0		(29,010)	-100.0%
5122 GB2030 Installation of Watershed Signage	38,900	0	0	0	0	0		(38,900)	-100.0%
5123 Regional Plan Climate Action Addendum	12,000	19,000	0	0	0	19,000		7,000	58.3%
5124 GB2030 Installation of Watershed Signage II	0	49,950	0	0	0	49,950		49,950	-

Strafford Regional Planning Commission

FY2027 REVENUES	FY 2027 Adopted MidYear Revenue	FY27 DRAFT Program Revenue	FY27 Dues Match	FY27 InKind Match	FY26 Outside Cash Match	FY27 DRAFT Revenue		Net Change	% Change
5125 GB2030 Nutrient Reductions	42,000	84,000	0	0	0	84,000		42,000	100.0%
5126 GB2030 Investing Across Municipal Boundaries	10,000	89,000	0	0	0	89,000		79,000	790.0%
5291 Zoning Atlas Outreach Pilot	6,000	1,000	0	0	0	1,000		(5,000)	-83.3%
5501 GIS projects (small billable projects)	1	1	0	0	0	1		0	0.0%
Federal Agency Agreements (including EDD)	668,450	563,000	35,000	35,000	200	563,200	<i>25%</i>	(105,250)	-15.7%
U.S. Dept of Economic Development Administration									
7004 EDD Planning Partnership	70,000	70,000	35,000	35,000	0	70,000		0	0.0%
U.S. Environmental Protection Agency									
7111 Brownfields Community Assessment (FY24-28)	153,000	180,000	0	0	0	180,000		27,000	17.6%
U.S. Department of Housing and Urban Development									
7201 HUD EDI CDS - Regional Plans	423,000	313,000	0	0	0	313,000		(110,000)	-26.0%
U.S. Department of Agriculture - Rural Development									
7301 USDA RD- Farmington & Milton Town Facilities	22,450	0	0	0	200	200		(22,250)	-99.1%
State Agreements	270,203	305,687	10,000	15,000	3,465	309,152	<i>14%</i>	38,949	14.4%
Dept of Environmental Services									
6105 Coastal Grant 2025	15,000	0	0	0	0	0		(15,000)	-100.0%
6106 Coastal Grant 2026	0	15,000	10,000	5,000	0	15,000			
6153 PREPARE: Preparing for Resilient & Equitable Recc	20,640	0	0	0	0	0		(20,640)	-100.0%
6154 5-Yr Coastal Flood Risk Summary Update	3,274	0	0	0	0	0		(3,274)	-100.0%
6181 Phase II of NH Coastal Flood Risk Model	9,745	3,400	0	0	0	3,400		(6,345)	-65.1%
6182 Coastal Watershed Stream Crossings	7,882	30,000	0	0	0	30,000		22,118	280.6%
61xx Coastal Resilience Grant TBD		25,000	0	0	0	25,000		25,000	-
61xx Coastal Watershed Flood Hazard Assessment	1	39,000	0	0	0	39,000		38,999	3899900%
6307 Coastal Watershed Drinking & Flood Risk	1,000	56,000	0	0	0	56,000		55,000	5500.0%
6252 Cocheco River Management Plan	23,287	23,287	0	2,500	0	23,287		0	0.0%
6253 Sunrise Lake Implementation (319)	48,799	1,000	0	0	0	1,000		(47,799)	-98.0%
625x 604(b) Bow Lake Watershed Management Plan	0	32,500	0	0	0	32,500		32,500	-
University of New Hampshire									
5211 PREPA Grant-Barrington Strengthening Regs	17,420	0	0	0	0	0		(17,420)	-100.0%
5212 PREPA Grant-Nottingham Natural Resources Plan	28,465	2,000	0	0	3,465	5,465		(23,000)	-80.8%
5213 PREPA Grant-Strafford Bow Lake Watershed Plan	25,000	8,000	0	0	0	8,000		(17,000)	-68.0%
5214 PREP Environmental Protection Assessments	10,170	0	0	0	0	0		(10,170)	-100.0%
521x PREPA Grant- Project TBD		25,000	0	0	0	25,000		25,000	-
NH Community Development Finance Authority									
6603 CDBG Grant Administration (SOM YMCA Childcare	6,385	0	0	0	0	0		(6,385)	-100.0%
6604 CDBG Grant Administration (St. As Zoning Atlas Pil	3,500	1,000	0	0	0	1,000		(2,500)	-71.4%
6605 CDBG Grant Administration (Homeless Shelters)	29,400	5,000	0	0	0	5,000		(24,400)	-83.0%
6606 CDFA Child Care Initiative		17,000	0	0	0	17,000		17,000	-
Department of Safety Homeland Security									
6503 HazMit Plans BRIC21-MAD, NOR, ROC	750	0	0	0	0	0		(750)	-100.0%
6504 HazMit Plans 4516-Farmington	783	0	0	0	0	0		(783)	-100.0%

Strafford Regional Planning Commission

FY2027 REVENUES	FY 2027 Adopted MidYear Revenue	FY27 DRAFT Program Revenue	FY27 Dues Match	FY27 InKind Match	FY26 Outside Cash Match	FY27 DRAFT Revenue		Net Change	% Change
6505 HazMit Plans 4516- Newmarket	702	0	0	0	0	0		(702)	-100.0%
6506 HazMit Plans 4516- Dover	18,000	0	0	0	0	0		(18,000)	-100.0%
650x HazMit Plans-New Durham	0	7,500	0	2,500	0	7,500		7,500	-
650x HazMit Plans-Rollinsford	0	7,500	0	2,500	0	7,500		7,500	-
650x HazMit Plans-Somersworth	0	7,500	0	2,500	0	7,500		7,500	-
Metropolitan Planning Organization Agreements	634,359	606,871	67,430	0	0	606,871	<i>27%</i>	(27,488)	-4.3%
Dept of Transportation									
8001 UPWP Federal Highways & Transit	634,359	606,871	67,430	0	0	606,871		(27,488)	-4.3%
TOTAL REVENUE	2,428,942	2,236,453	114,430	50,000	3,665	2,240,118	100%	(188,824)	-7.8%

Strafford Regional Planning Commission

FY2027 Expenses

	FY2026 Adopted Mid		FY2027 DRAFT		Net	
	Year Budget		Budget		Change	% Change
PERSONNEL	1,432,887	59%	1,431,743	64%	(1,144)	-0.1%
Salaries and Hourly Wages	1,103,245		1,089,567		(13,677)	-1.2%
Payroll Taxes	85,072		84,085		(987)	-1.2%
Payroll Processing - QuickBooks	4,000		4,000		0	0.0%
Health Insurance	147,220		161,647		14,427	9.8%
Dental Insurance	10,522		9,550		(972)	-9.2%
Life Insurance	1,262		1,377		115	9.1%
Shortterm Disability	4,108		3,901		(207)	-5.0%
Longterm Disability	2,001		1,906		(95)	-4.7%
Paid Family Medical Leave	6,914		7,290		376	5.4%
FSA Fees	1,672		1,672		0	0.0%
Health Incentives	8,807		9,583		776	8.8%
SIMPLE IRA Pension	31,624		30,629		(995)	-3.1%
Worker's Compensation	2,278		2,459		182	8.0%
Unemployment Insurance	3,117		3,030		(87)	-2.8%
Staff Training & Workshops	16,000		16,000		0	0.0%
Professional Dues	5,047		5,047		0	0.0%
EQUIPMENT	73,445	3%	53,334	2%	(20,111)	-27.4%
GIS Software	6,015		6,015		0	0.0%
Transportation Software and Databases	26,148		26,148		0	0.0%
Office Software: Maintenance, purchase	10,645		10,591		(54)	-0.5%
Traffic Count Supplies and Repair	14,030		2,130		(11,900)	-84.8%
Equipment Rental and Repair	500		500		0	0.0%
Copier Maintenance Contract	3,900		3,900		0	0.0%
Computers and Peripherals	9,000		4,000		(5,000)	-55.6%
Office Furniture	3,207		50		(3,157)	-98.4%
COMMUNICATIONS	9,349	0%	9,349	0%	0	0.0%
Postage and Delivery	1,300		1,300		0	0.0%
Internet and Phone Service	5,660		5,660		0	0.0%
Website Design and Maintenance	1,389		1,389		0	0.0%
Media Outreach Activities	1,000		1,000		0	0.0%
FIXED EXPENSES	41,837	2%	47,246	2%	5,409	12.9%
Property & Liability	10,837		16,246		5,409	49.9%
Office Vehicle Lease and Maintenance	1,000		1,000		0	0.0%
Rent	30,000		30,000		0	0.0%

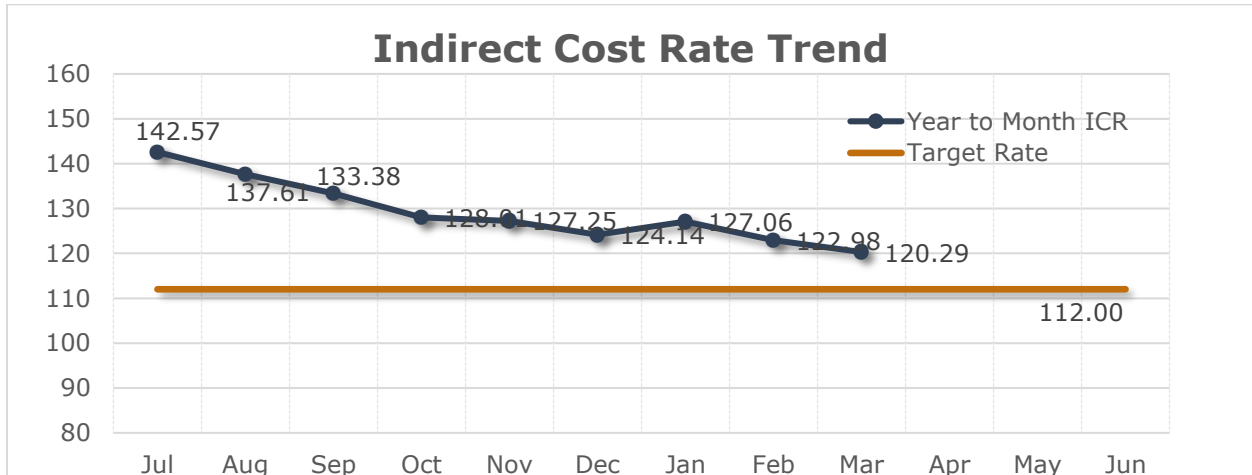
Strafford Regional Planning Commission

FY2027 Expenses	FY2026 Adopted Mid Year Budget		FY2027 DRAFT Budget		Net Change	% Change
ADMINISTRATIVE EXPENSES	52,000	2%	52,000	2%	0	0.0%
Printing	1,500		1,500		0	0.0%
Audit and Accounting Services	28,000		28,000		0	0.0%
Legal	4,000		4,000		0	0.0%
Office Supplies and Expenses	6,000		6,000		0	0.0%
Meeting Expenses (Meetings and Meeting Notices)	3,500		3,500		0	0.0%
Travel	6,000		6,000		0	0.0%
Library & Subscriptions: NH Planning Books	2,500		2,500		0	0.0%
Bank Fees	0		0		0	-
HealthTrust Employee Health Rewards	500		500		0	0.0%
OUTSOURCED CONTRACTS	819,558	34%	644,345	29%	(175,213)	-21.4%
1000 IT Services	18,000		18,000		0	0.0%
3903 Milton Nitrogen Removal Plan Engineer	23,722		0		(23,722)	-100.0%
4108 Newmarket Form Based Code Consultant	68,500		20,500		(48,000)	-70.1%
4607 Somersworth Zoning Reform (HOP2.0)	12,000		0		(12,000)	-100.0%
4705 Strafford Bow Lake Watershed Management Plan	21,500		17,000		(4,500)	-20.9%
5121 GB2030 Milton Three Ponds Watershed Plan Engi	25,182		0		(25,182)	-100.0%
5122 GB2030 Signage - Contract Planner	12,080		0		(12,080)	-100.0%
5122/4 GB2030 Signage - Sign Manufacturer	9,000		15,000		6,000	66.7%
5122 GB2030 Signage - UNH	5,844		0		(5,844)	-100.0%
5122/4 GB2030 Signage - Graphic Designer	3,680		3,000		(680)	-18.5%
5124 GB2030 Signage - Rockingham Planning Commission			13,990			
5125 GB2030 Nutrient Reductions Trainer	26,500		1,700		(24,800)	-93.6%
5126 GB2030 Investing Across Municipal Boundaries	4,500		43,155		38,655	859.0%
5212 PREPA Grant-Nottingham GIS/Engineering	8,200		0		(8,200)	-100.0%
6252 Cocheco Riv Mgt Plan - NH Indigenous Communit	4,000		0		(4,000)	-100.0%
6253 Sunrise Lake 319 Engineer	26,725		0		(26,725)	-100.0%
6253 Sunrise Lake Construction Materials	13,525		0		(13,525)	-100.0%
625x 604(b) Bow Lake Watershed Management Plan			29,000			
7111 EPA Brownfields QEP	143,000		170,000		27,000	18.9%
7201 HUD EDI CDS Regional Plans - RPC Pass Through	342,000		263,000		(79,000)	-23.1%
7301 USDA RD FAR & MIL Town Facilities Consultant	1,600		0		(1,600)	-100.0%
8002 Contract Transportation Support (UPWP)	50,000		50,000		0	0.0%
RESERVE FUND CONTRIBUTION	0	0%	0	0%	0	0.0%
TOTAL EXPENSES	2,429,076	100%	2,238,017	100%	(191,059)	-7.9%

Awards, Contracts, and General Business Updates

Indirect Cost Rate

SRPC’s approved indirect cost rate is 112% and in effect for FY2026-2027. As of March 31, 2026, we are operating at 120%. The trend is moving in the right direction. The FY2026 year-end will be used to set future rates. Long term it would be good for this year to end high so to have a more realistic rate in future years.



FY2026 Dues Utilization Trough February 2026 – to be updated

Income:	
Total FY26 Dues Paid	\$96,197.05

Coastal	\$1,649.08
SMPDC JLUS	\$1,650.63
Total Cash Match	\$67,818.28

Expenses:	
Planning Salaries	\$7,947.48
Dues and Subscriptions	\$85.98
Staff Training	\$0.00
Equipment Depreciation	\$2,316.00
Vehicle Interest	\$0.00
Media Outreach	\$0.00
Bank Fees	\$2.12
Finance Charge	\$69.50
Interest Expense	\$0.00
Meeting Expense	\$353.93
Office Expense	\$342.17
Travel	\$825.02
Indirect (112%)	\$8,901.18
Total SRPC Expenses	\$20,843.38

Contract Overages:	
UNH-Evolve Our Practice	\$880.03
SMPDC JLUS	\$182.30
MIL Sidewalk Audit	\$12.66
STR CR	\$187.00
NDU RSMS	\$150.54
LRPC CDBG	\$43.29
WAK CR	\$6.60
FAR CR	\$52.50
PREP Assessments	\$40.76
USDA	\$16.15
CDBG Grant Writing	\$47.49
Total Contract Overages	\$1,619.32

Cash Match:	
UPWP	\$41,577.73
EDA	\$22,940.84

Total Expenses	\$90,285.12
Dues Remaining	\$5,911.93

Awards and Contracts

Refer to the table on the following pages.

Proposals and Grant Applications Tracking

Title	Funder	Funding Year(s)	Award \$	Net Funding	Application Status	Contract Status	Description
Coastal Watershed Drinking Water Protection	NHDES	FY2026-2027	\$100,000	\$100,000	Awarded	Complete	Application developed in collaboration with Rockingham Planning Commission and NH DES. SRPC will update its interactive GIS map of drinking water threats and protections; prepare summary reports of municipal threats, protections, and opportunities; and work with communities to implement new source water protections.
Regional Childcare Implementation Initiatives	NHCDFR	FY2026-2027	\$20,000	\$20,000	Awarded	Complete	Conduct workshops, outreach and engagement to increase awareness of existing models and resources, work with municipalities to prepare zoning ordinance amendments to remove barriers to establishment of new facilities.
NH Coastal Watershed Flood Hazard Assessment, Risk Reduction Plan, and Project Pipeline	NHDES NFWF	FY2026-FY2028	\$100,000	\$100,000	Awarded	Contract Forthcoming	Develop a comprehensive Flood Hazard Assessment to identify priority assets at risk from coastal and freshwater flooding across 48 municipalities in New Hampshire's Coastal Watershed and create a Coastal Watershed Risk Reduction Plan.
Dover Transportation Master Plan Chapter	City of Dover	FY2026-2027	\$25,000	\$25,000	Awarded	Contract Forthcoming	Full update to the 2016 Transportation Chapter (partnering with VHB)
Strafford Tax Map Updates	Strafford	FY2026	\$1,252	\$1,252	Submitted	Complete	Annual update of the town's tax maps
Barrington Stormwater Asset Data Collection	Barrington	FY2026-2029		\$52,300	Submitted	Contract Forthcoming	Inventory of culverts in the town of Barrington split across 3 summers.
Bow Lake Watershed Management Plan - Part 2 (Strafford)	NHDES 604(b)	FY2026-2027	\$56,500	\$11,000	Submitted	NA- App Pending	SRPC is currently working with the Town of Strafford on the data collection and development components that will serve as inputs to the preparation of a full Watershed Management Plan. This application will enable the plan development and lake loading response modelling.
Middleton Asset Management Plan	CWSRF	FY2026-2027	\$30,000	\$30,000	Submitted	Pending G&C	Project would support implementation of the Sunrise Lake Watershed Management Plan. SRPC can be completed in house. Will require 2 interns for the summer.
Durham Conservation Mapping	Durham	FY2026-2027	\$2,000	\$2,000	In Development	-	Prepare updated conservation land maps for Doe Farm, Jackson's Landing, and Steven's Woods

Title	Funder	Funding Year(s)	Award \$	Net Funding	Application Status	Contract Status	Description
ADU Challenge (Region Wide)	NHCF	FY2026	\$25,000	\$25,000	Withdrawn	-	Project is being developed in partnership with the Workforce Housing Coalition of the Greater Seacoast. Key components will include organizing event(s) for residents to learn more and directly access resources and assistance to construct ADUs.

Note: Funding Amounts for Projects in Development are ballpark amounts and will change

Application/Proposal Status	Total Award \$	Pass Through	Net SRPC Funding
Awarded	\$245,000		\$245,000
Submitted	\$86,500	\$45,500	\$93,300
In Development	\$2,000		\$2,000
Grand Total	\$333,500	\$45,500	\$340,300